

**Rockhampton  
Travelling Issues Briefs Index  
February 2022**

- 1. Central Queensland Region Profile**
- 2. Achievements – Rockhampton and Central Queensland Area**
- 3. Election Commitments – Rockhampton and Keppel**
- 4. Building our Regions and Works for Queensland**
- 5. 2021-22 Budget Regional Action Plan**

***LOCAL BRIEFS***

**6. Schools Overview**

- 40 schools in the Rockhampton Regional Council and Livingstone Shire Council areas
- almost \$43M worth of major infrastructure work carried out at 22 schools
- almost \$44M worth of works at 18 schools

**7. Rockhampton Railyard Purchase and Redevelopment**

- In December 2021, the Government signed a contract with Aurizon Holdings to buy-back of the 17.32ha Rockhampton Railyard site

***REGIONAL BRIEFS***

**15. Central Queensland Housing**

- QuickStarts Qld program – will commence 113 new social homes over 4 years with an investment of \$39.9M supporting 125 jobs

**16. COVID-19 – Economic Support and Recovery**

- \$804,000 in business support grants to 79 businesses and sole traders
- \$13.3M to 93 small and medium sized businesses through concessional loans, supporting 1,328 local jobs
- \$3.7M in grants to 422 small businesses

**17. COVID-19 – Tourism Support and Recovery**

- 12 businesses received Tourism and Hospitality Sector Hardship Grants totalling \$360,000

**18. Health Overview – Central Queensland Hospital and Health Service**

- As at 16 February 2022, more than 144,457 COVID-19 vaccination doses administered

**19. Major Road and Transport Upgrades**

- Delivering \$1.475 billion for roads in Central Queensland

**Rockhampton  
Travelling Issues Briefs Index  
February 2022**

**20. Policing and Youth Crime**

- 19% increase in offences
- 2% decrease in the number of proven offences
- 13% decrease in number of distinct 10-17-year-old offenders

**STATE-WIDE BRIEFS**

**21. Bruce Highway**

- \$13 billion jointly-funded program is improving the Bruce Highway's flood resilience, safety and increasing its capacity

**22. Reef Protection Regulations and Health Status**

- Over \$400M towards protecting the Reef since 2015
- Minimum practice standards in place for sugarcane and banana production and on 1 December 2022 for graziers and horticulture producers
- New permit requirements for new or expanded cropping and horticulture commenced on 1 June 2021

Released under RTI/DPC

| REGION PROFILE    | CENTRAL QUEENSLAND       |
|-------------------|--------------------------|
| <b>ELECTORATE</b> | <b>SITTING MEMBER</b>    |
| Burnett           | Mr Stephen Bennett (LNP) |
| Callide           | Mr Colin Boyce (LNP)     |
| Gladstone         | Hon Glenn Butcher (ALP)  |
| Gregory           | Mr Lachlan Millar (LNP)  |
| Keppel            | Mrs Brittany Lauga (ALP) |
| Mirani            | Mr Steve Andrew (ONP)    |
| Rockhampton       | Mr Barry O'Rourke (ALP)  |

| Queensland Government FTEs |   | 2021     | 2015     |
|----------------------------|---|----------|----------|
| Doctors                    | Central Queensland HHS<br><i>source: QH supplied MOHRI data</i> | 368.67   | 233.96   |
| Nurses                     |   | 1,613.74 | 1,190.97 |
| Other health professionals |   | 420.12   | 263.76   |
| Ambulance officers         | <i>source: PSC supplied MOHRI data</i>                          | 299.12   | 266.75   |
| Police officers            |   | 580.29   | 527.15   |
| Fire officers              |   | 151.39   | 120.01   |
| Teachers                   |   | 2,357.78 | 2,245.08 |
| Teacher aides              |   | 618.18   | 535.53   |

| Employment – annual rate change             | 2021 (Dec) | 2015 (Feb) |
|---|------------|------------|
| Queensland employment                       | 3.5%       | 1.6%       |
| Central Queensland employment (SA4)         | -0.3%      | 4.2%       |
| Unemployment Rate                           |            |            |
| Queensland unemployment                     | 4.7%       | 6.5%       |
| Central Queensland unemployment (SA4)       | 5.1%       | 5.2%       |
| Queensland youth unemployment               | 11.2%      | 14.1%      |
| Central Queensland youth unemployment (SA4) | 6.0%       | 9.6%       |

| Employment by industry (2016 census) | Number | Percent |
|--------------------------------------|--------|---------|
| Health care and social assistance    | 10,248 | 10.5%   |
| Retail trade                         | 9,335  | 9.6%    |
| Education and training               | 8,759  | 9.0%    |
| Mining                               | 8,538  | 8.7%    |
| Construction                         | 8,032  | 8.2%    |

|  | Queensland | CQ Region  |
|--|------------|------------|
| <b>Median age</b> (estimated as at 30 June 2020) | 37.8 years | 37.2 years |
| <b>Population</b> (estimated as at 30 June 2020) | 5,176,186  | 228,200    |
| <b>Crime rate</b> (per 100,000 persons) 2020-21  | 9,154      | 11,478     |

| Tourism (Sep 2021)    | Tourism Region | Visitors      | Expenditure   |
|-----------------------|----------------|---------------|---------------|
| Domestic tourism      | Outback        | 977,000       | \$652.9M      |
| International tourism | Queensland     | not published | not published |
| Domestic tourism      | Southern Great | 2.1 million   | \$1.3B        |
| International tourism | Barrier Reef   | not published | not published |

## ECONOMIC PROFILE

| Budget 2021-22   | Central Queensland |
|--|--------------------|
| <b>Infrastructure</b>  | <b>\$973M</b>      |
| <u>Utilities</u> <ul style="list-style-type: none"> <li>• Bouldercombe primary plant replace ageing plant equipment at substation</li> <li>• Gladstone South secondary systems replacement at the Substation</li> <li>• Callide Power Station enhancements, overhauls and refurbishment</li> <li>• Stanwell Power Station - overhauls, ash storage and sustaining projects</li> <li>• Rookwood Weir – construction continuing</li> </ul>   |                    |
| <u>Transport and roads</u> <ul style="list-style-type: none"> <li>• Bruce Highway upgrades (Gladstone to Rockhampton and Mackay to Proserpine)</li> <li>• Bruce Highway safety upgrades - Neilsen Ave to Plentiful Creek (Rockhampton - St Lawrence)</li> <li>• Gavial - Gracemere Road (Lawrie Street) - widen to four lanes and upgrade intersections</li> <li>• Gladstone Port initiatives such as RG Tanna Coal Terminal asset upgrades and port services</li> <li>• Rosslyn Bay Boat Harbour - reconfiguration of boating facilities</li> </ul> |                    |
| <u>Justice and safety</u> <ul style="list-style-type: none"> <li>• Biloela replacement police facility</li> <li>• Capricornia Correctional Centre expansion - an additional 398 beds</li> <li>• Gracemere auxiliary fire and rescue station - replacement</li> </ul>   |                    |
| <u>Government services</u> <ul style="list-style-type: none"> <li>• Banana Shire Cardboard Recycling project</li> <li>• Clinton Industrial Estate - development</li> <li>• Gladstone State Development Area - infrastructure to support major industrial expansion</li> <li>• North Rockhampton flood backflow prevention</li> </ul>   |                    |
| <u>Recreation and culture</u> <ul style="list-style-type: none"> <li>• Awoonga Dam Fish Hatchery - complete construction</li> <li>• Browne Stadium funding commitment towards a 10,000 seat stadium</li> <li>• Carnarvon National Park visitor facilities upgrade</li> <li>• Discovery Coast Sport and Recreation Association - construct tennis courts, a walking track and an outdoor gym</li> </ul>   |                    |

| Budget 2021-22   | Central Queensland |
|--|--------------------|
| <ul style="list-style-type: none"> <li>• Rockhampton Art Gallery - funding towards planning and construction</li> <li>• Great Keppel Island Rejuvenation Pilot - enabling infrastructure to stimulate tourism development</li> <li>• Heron Island – instal solar infrastructure and waste management equipment and remove legacy waste</li> </ul>  |                    |
| <b>Health</b>  | <b>\$691.4M</b>    |
| <ul style="list-style-type: none"> <li>• Moura Multi-Purpose Healthcare Service redevelopment - upgrading aged care facilities</li> <li>• Rockhampton Drug Rehabilitation and Treatment Facility - 42-bed residential facility</li> <li>• Rockhampton Hospital - construction projects including an expansion of the Mental Health Ward</li> <li>• Woorabinda Multi-Purpose Health Service - increasing residential aged care beds to 14, upgrading laundry facilities and constructing a new kitchen</li> </ul>   |                    |
| <b>Education</b>   | <b>\$74.6M</b>     |
| <ul style="list-style-type: none"> <li>• Calliope State High School - stage 2</li> <li>• Capella State School - upgrade the administration building</li> <li>• Central Queensland University Rockhampton - campus consolidation and a new Central Queensland TAFE Centre of Excellence</li> <li>• Emerald State School - upgrade administration building</li> <li>• Gladstone State High School - upgrade skills development and training facilities</li> <li>• Miriam Vale State School - upgrade amenities block</li> <li>• Rockhampton State High School - new skills development and training facilities and security fence</li> <li>• Taroom State School - upgrade amenities block</li> <li>• Yeppoon State High School - new building for additional learning spaces</li> </ul> |                    |
| Total jobs supported in the region   | 3,200              |

|  | Jobs   | Funding          |
|--|--------|------------------|
| <b>Building our Regions (Rounds 1-5) (30 Sep 2021)</b>                   |        |                  |
| Central Queensland region  | 742.5  | \$69.503M        |
| <b>Works for Queensland (Summary) – Central Qld region (30 Sep 2021)</b> |        |                  |
| <b>2019-21 Rnd</b>   | 551.0  | \$23.69M         |
| <b>2020-21 COVID Rnd</b>   | 287.98 | \$18.72M         |
| <b>2021-24 Rnd</b>   | 26.0   | \$26.17M         |
| <b>Back to Work (Total across all programs)</b>                          |        | <b>Employers</b> |
| <u>Initial</u> Back to Work (closed 30 Jun 2021)                         | 1,389  | 3,037            |
| <u>Revitalised</u> Back to Work (30 Nov 2021)                            | 27     | 29               |
| <b>Skilling Queenslanders for Work (31 Jan 2022)</b>                     |        | <b>Jobs</b>      |
| Skilling Queenslanders for Work initiative                               | 3,008  | \$41.57M         |

| Local Government                    | Mayor            |
|-------------------------------------|------------------|
| Banana Shire Council                | Cr Nev Ferrier   |
| Central Highlands Regional Council  | Cr Kerry Hayes   |
| Gladstone Regional Council          | Cr Matt Burnett  |
| Livingstone Shire Council           | Cr Andy Ireland  |
| Rockhampton Regional Council        | Cr Tony Williams |
| Woorabinda Aboriginal Shire Council | Cr Joshua Weazel |

## PREVIOUS VISITS

Since 2015, the Government:

- held 2 Community Cabinets in the Central Queensland region (9 Community Cabinets have been held across the State);
- held 1 offsite Cabinet meeting with a reception in Rockhampton (24 off-site Cabinet meetings have been held across the State, of which 7 included community receptions); and
- none of the 7 Governing From the Regions were held in the Central Queensland region.

| DATE              | LOCATION    | SUMMARY OF PURPOSE   |
|-------------------|-------------|--|
| 10 October 2021   | Gladstone   | <ul style="list-style-type: none"> <li>• Regional visit               <ul style="list-style-type: none"> <li>– media conference, hydrogen manufacturing</li> </ul> </li> </ul>   |
| 4-5 May 2021      | Rockhampton | <ul style="list-style-type: none"> <li>• Regional visit               <ul style="list-style-type: none"> <li>– attend Beef Week events and meetings</li> </ul> </li> </ul>   |
| 24 September 2020 | Rockhampton | <ul style="list-style-type: none"> <li>• Regional visit               <ul style="list-style-type: none"> <li>– Meeting and media conference, Central Qld Regional Economic Recovery Plan and jobs, Browne Park</li> </ul> </li> </ul>  |
| 8 July 2020       | Gladstone   | <ul style="list-style-type: none"> <li>• Regional visit               <ul style="list-style-type: none"> <li>– meeting and media conference, Gladstone Hospital Emergency Department Upgrade</li> <li>– meet with local MP and Mayor</li> <li>– visit East Shores Development, Gladstone</li> <li>– visit Gladstone Aquatic Centre, Works for Queensland project</li> </ul> </li> </ul>  |
| 10 June 2020      | Rockhampton | <ul style="list-style-type: none"> <li>• Regional visit               <ul style="list-style-type: none"> <li>– meeting and media conference about Rockhampton road projects and jobs</li> <li>– meeting and media conference about Rockhampton Museum of Art construction and jobs</li> <li>– meet with local MPs</li> <li>– meet with Mayor, RRC</li> <li>– attend Roundtable with Central Queensland Business Owners, Economic Recovery</li> </ul> </li> </ul> |

| DATE                         | LOCATION              | SUMMARY OF PURPOSE  |
|------------------------------|-----------------------|---|
| 10 March 2020                | Rockhampton           | <ul style="list-style-type: none"> <li>• Regional visit <ul style="list-style-type: none"> <li>– visit Rockhampton Police complex</li> </ul> </li> </ul>  |
| 24 July 2019                 | Rockhampton           | <ul style="list-style-type: none"> <li>• Regional visit <ul style="list-style-type: none"> <li>– attend Rockhampton Art Gallery event</li> <li>– meet with local MPs and Mayor, Rockhampton Regional Council (RRC)</li> </ul> </li> </ul>   |
| 19 June 2019                 | Rockhampton           | <ul style="list-style-type: none"> <li>• Regional visit <ul style="list-style-type: none"> <li>– visit Rockhampton Northern Access upgrade</li> <li>– meet with local MPs</li> <li>– meet with Mayor, RRC</li> </ul> </li> </ul>  |
| 11 August 2018               | Rockhampton           | <ul style="list-style-type: none"> <li>• Regional visit <ul style="list-style-type: none"> <li>– attend official opening of Kershaw Gardens</li> </ul> </li> </ul>  |
| 9 May 2018                   | Rockhampton           | <ul style="list-style-type: none"> <li>• Regional visit <ul style="list-style-type: none"> <li>– attend Beef Australia 2018 Official Welcoming Reception</li> <li>– attend Beef Week Celebrity Chef Dinner</li> </ul> </li> </ul>   |
| 17 October 2017              | Gladstone             | <ul style="list-style-type: none"> <li>• Regional visit <ul style="list-style-type: none"> <li>– attend Local Government Association of Queensland (LGAQ) Annual Conference Dinner</li> </ul> </li> </ul>   |
| 22 September 2017            | Rockhampton           | <ul style="list-style-type: none"> <li>• Regional visit: <ul style="list-style-type: none"> <li>– attend the Capricorn Enterprise “Political Leaders Series” Luncheon</li> </ul> </li> </ul>  |
| 26 & 27 April 2017           | Rockhampton / Yeppoon | <ul style="list-style-type: none"> <li>• Regional visit: <ul style="list-style-type: none"> <li>– attend Rockhampton Art Gallery Philanthropy board Fundraising Dinner</li> <li>– host 2017 Ice Regional Community Engagement Summit</li> </ul> </li> </ul>   |
| 7 April 2017                 | Rockhampton           | <ul style="list-style-type: none"> <li>• Regional visit: <ul style="list-style-type: none"> <li>– meet with Mayor, RRC and local MPs</li> <li>– visit Operations Room, Rockhampton City Hall</li> <li>– inspect flood damage</li> <li>– visit Rockhampton Recovery Hub, Rockhampton Showgrounds</li> </ul> </li> </ul>  |
| 30 January – 2 February 2017 | Rockhampton           | <ul style="list-style-type: none"> <li>• Off-site Community Cabinet: <ul style="list-style-type: none"> <li>– meet with editor, Rockhampton Morning Bulletin and Gladstone Observer</li> <li>– meet with Vice-Chancellor and President, Central Queensland University and local MP</li> <li>– attend Community Leaders Government Reception</li> <li>– meet with Mayor and councillors, RRC, Livingstone Shire Council and Gladstone Regional Council, and local MPs</li> <li>– meet with Beef Week 2018 Committee members</li> </ul> </li> </ul> |

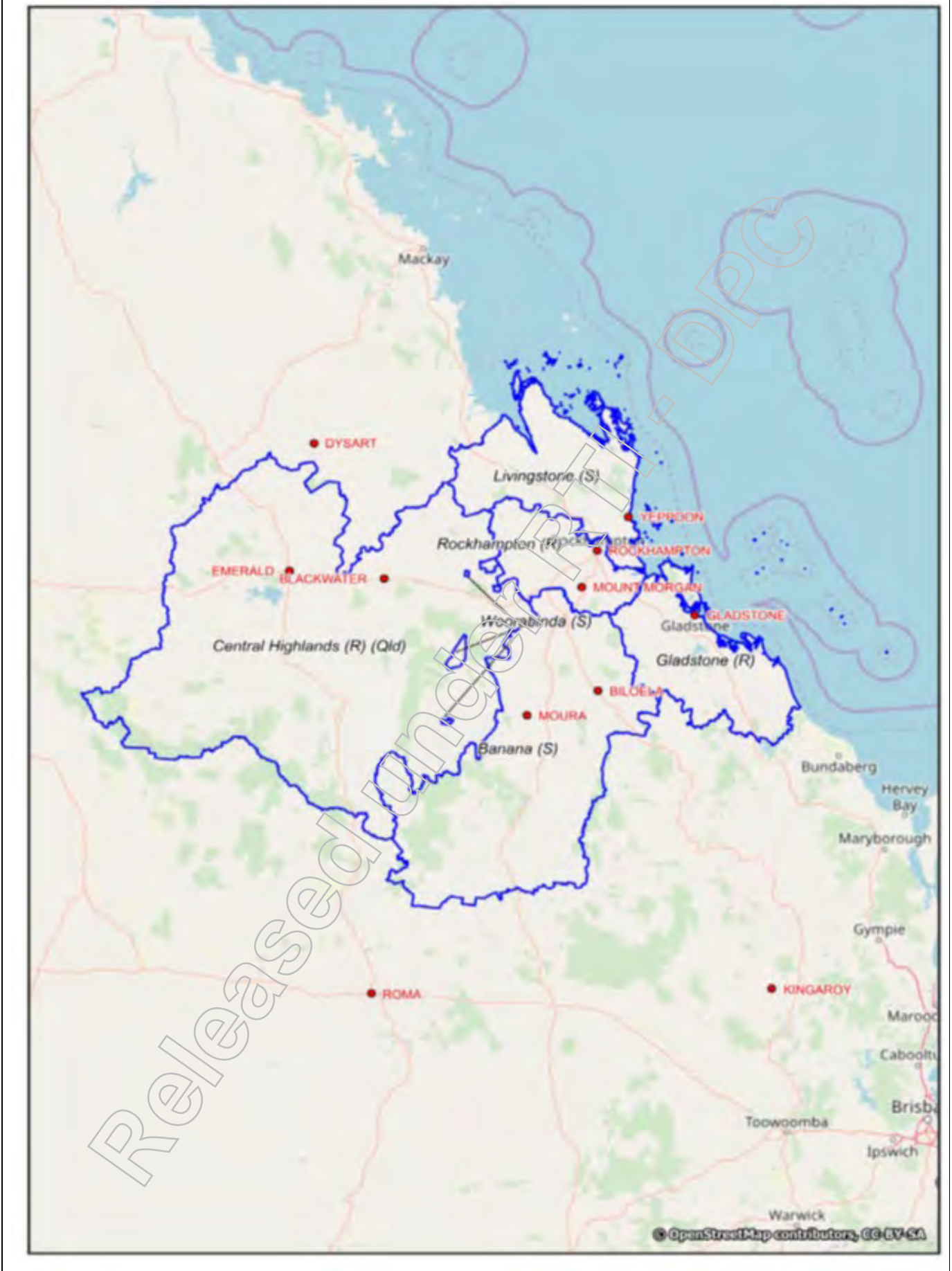
| DATE                         | LOCATION              | SUMMARY OF PURPOSE   |
|------------------------------|-----------------------|--|
|                              |                       | <ul style="list-style-type: none"> <li>– attend various community functions</li> <li>– host Rockhampton Town Hall meeting</li> <li>– tour Yeppoon Foreshore Revitalisation</li> <li>– attend Shoalwater Bay expansion rally</li> </ul>   |
| 29 March 2016                | Gladstone             | <ul style="list-style-type: none"> <li>• Regional visit: <ul style="list-style-type: none"> <li>– meet with Mayor, Gladstone Regional Council (GRC) and local MP and tour Southern Oil site</li> </ul> </li> </ul>   |
| 3 March 2016                 | Curtis Island         | <ul style="list-style-type: none"> <li>• Regional visit <ul style="list-style-type: none"> <li>– attend Australia Pacific LNG Milestone Celebration event</li> <li>– meet with community members</li> </ul> </li> </ul>  |
| 20 February 2016             | Rockhampton           | <ul style="list-style-type: none"> <li>• Regional visit <ul style="list-style-type: none"> <li>– attend the RRC Botanic Gardens Open Day (one-year anniversary of Tropical Cyclone (TC) Marcia)</li> <li>– attend 'TC Marcia One Year On' community concert in Yeppoon and officially open the Keppel Kraken, water play area</li> </ul> </li> </ul>   |
| 31 January – 1 February 2016 | Gladstone             | <ul style="list-style-type: none"> <li>• Community Cabinet: <ul style="list-style-type: none"> <li>– attend Gladstone Community Cabinet meeting including community forum and formal deputation meetings</li> <li>– attend Community Cabinet Official Government reception</li> <li>– attend Business breakfast hosted by the Gladstone Area and Promotion Development Ltd</li> <li>– off-site Cabinet meeting</li> <li>– meet with local Member of Parliament</li> <li>– announce a new High School for Calliope in 2020</li> </ul> </li> </ul>   |
| 24 – 25 May 2015             | Rockhampton / Yeppoon | <ul style="list-style-type: none"> <li>• Community Cabinet: <ul style="list-style-type: none"> <li>– Rockhampton Community Cabinet meeting, including deputation meetings</li> <li>– Community Cabinet Government reception</li> <li>– off-site Cabinet meeting (Yeppoon)</li> <li>– attend community lunch</li> <li>– meet with local MP and community members to announce in-principle support for NRL match to be held in Rockhampton</li> <li>– inspect Rockhampton waterways and announce funding to assist cleaning up cyclone debris in waterways</li> <li>– announce funding for redevelopment of Yeppoon's foreshore</li> </ul> </li> </ul> |
| 15 May 2015                  | Gladstone             | <ul style="list-style-type: none"> <li>• Regional visit: <ul style="list-style-type: none"> <li>– meet with Deputy Mayor, GRC</li> </ul> </li> </ul>   |



| DATE | LOCATION | SUMMARY OF PURPOSE  |
|------|----------|---|
|      |          | <ul style="list-style-type: none"><li>- attend the 30th Birthday Celebrations of the Gladstone Area Group Apprentices Limited</li><li>- attend official dedication of QCLNG Train One</li></ul> |

Released under RTI - DPC

# MAP – Central Queensland region



## **Achievements – Central Queensland region**

### **HEALTH**

- \$16.26M for the Rockhampton Drug Rehabilitation and Treatment Facility opened in December 2021.
- \$225M for Rockhampton Hospital redevelopment and upgrade of emergency department, central sterilisation services, a new ward block, upgraded kitchen and hotel services, and new theatres. Project completed in Jun-2019
- \$35.6M for 3 upgrade projects to Rockhampton Hospital and completed between 2018 and 2020.
- \$5.7M for upgrades to the North Rockhampton Nursing Centre completed by February 2019.

### **POLICE AND COURTHOUSES**

- \$3.5M – Biloela Police Station – new station being built to replace older building – Biloela police station moved to a temporary facility in March 2021 and the construction tender was also awarded in March 2021 – project is expected to support 11.55 FTE jobs and be completed in February 2022
- \$12M Rockhampton Courthouse Upgrade addressed water damage to the building, improved disability access and jury facilities, refurbished public entrance and foyer – project supported 39 jobs and was completed February 2020.

### **EDUCATION / TAFE**

- \$7.8M Parkhurst State School – new building-with learning spaces - completed by Jun-2021
- \$5.1M – Yeppoon State High School – new building which includes five general learning areas and tuckshop refurbished, all projects completed by June 2020
- \$835,000 – Glenmore State High School – repurposed building to a performing arts building – completed in 2019-20
- \$2.5M – North Rockhampton State High School – refurbished the home economics and D block – completed in 2019-20

## ROADS

- Recent projects completed include:
  - \$194M Bruce Highway Rockhampton Northern Access Upgrade – jointly funded by the State and Federal governments – supported 261 jobs – completed August 2021;
  - \$74.99M Capricorn Highway duplication from Rockhampton to Gracemere – jointly funded by the State and Federal governments – supported 187 jobs – completed July 2021;
  - \$8.3M replaced Valentine Creek Bridge on the Capricorn Highway, between Rockhampton and Westwood – jointly funded by the State and Federal governments – completed December 2019;
  - 19M Capricorn Highway – six overtaking lanes between Emerald and Rockhampton – jointly funded by the State and Federal governments – supported 61 jobs – completed December 2020;
  - \$10M Stage 1 Rockhampton-Yeppoon Road intersections upgrades (Moores Creek Road/Musgrave Street; and Queen Elizabeth Drive/Lakes Creek Road) – State Government funded – completed in February 2017; and
  - \$20M Rockhampton-Emu Park Road–Type 1 Road Train Access to Rockhampton Abattoirs – safety and capacity upgrades including replacing Frenchmans Creek Bridge – Federal Government funded – completed February 2021.

## INFRASTRUCTURE

- \$5.3M – Rockhampton Fire and Rescue Station (FRS) and new Regional Communication Centre – renovations and adding a floor to the Rockhampton FRS to house the new Regional Communication Centre – completed August 2019.
- \$2.21M – Gracemere replacement auxiliary fire and rescue station – due to be completed by Dec 2021.
- \$52M from 2019-23 for the Replacing Bouldercombe, critical electricity supply point to the Rockhampton town centre and supports industry and economic activity in the region, supporting more than 110 jobs. On ground works commenced November 2019.

## CAPITAL INVESTMENT

- \$12.5M over 5 years to establish a permanent aviation base at Rockhampton Airport. The project was announced on 3 May 2019. Alliance Airlines has signed a commercial lease for facilities at Rockhampton Airport, recruitment has commenced and planning for the new services is underway. The project is expected to generate up to 58 new jobs.

## CORRECTIVE SERVICES

- \$241M – Capricornia Correctional Centre expansion project – when fully complete will deliver an additional 348 cells and 396 beds (expanding the facility's capacity to a total of 758 cells and 945 beds) – utilities building opened on 31 October 2019 and two secure units (additional 100 beds) opened in August 2020 – final stage to be completed by 30 June 2021.

## WORKS FOR QLD

- Summary of funding for projects within Rockhampton Regional Council

| Funding round    | No of projects | Act Jobs   | Funding          |
|------------------|----------------|------------|------------------|
| WFQ 2016-17      | 10             | 385.0      | \$9.380M         |
| WFQ 2017-19      | 17             | 263.0      | \$9.048M         |
| WFQ 2019-21      | 11             | 180.0      | \$8.790M         |
| 2020-21 COVID-19 | 1              | 9.0        | \$6.440M         |
| WFQ 2021-24      | 3              | 0          | \$9.460M         |
| <b>Total</b>     | <b>42</b>      | <b>837</b> | <b>\$43.118M</b> |

- Summary of funding for projects within Livingstone Shire Council

| Funding round    | No of projects | Act Jobs   | Funding         |
|------------------|----------------|------------|-----------------|
| WFQ 2016-17      | 11             | 196.0      | \$3.50M         |
| WFQ 2017-19      | 18             | 91.0       | \$3.49M         |
| WFQ 2019-21      | 19             | 116.0      | \$3.41M         |
| 2020-21 COVID-19 | 17             | 68.0       | \$2.58M         |
| WFQ 2021-24      | 8              | 0          | \$3.50M         |
| <b>Total</b>     | <b>73</b>      | <b>471</b> | <b>\$16.48M</b> |

## Election Commitments – Rockhampton – Yeppoon region

### 2017 Election Commitments

- Within the region, there is

Exempt Sch.3(2)(1)(a) Submitted to Cabinet

| 2017 Election Commitments  | Status as at<br>30 Sep 2021                           |
|--|---|
| <p><b>Growing Tourism, Growing Tourism Jobs</b><br/>Provide \$25 million for a Great Keppel Island recovery package to deliver major tourism infrastructure improvements like power and water connections to the mainland, sewerage treatment, a public jetty and boat ramp as well as amenities for visitors, including public toilets.</p> | <p>Exempt Sch.3(2)(1)(a)<br/>Submitted to Cabinet</p> |

### 2020 Election Commitments

- The implementation status of 69 commitments, within this region, as at 30 September 2021, is:

Exempt Sch.3(2)(1)(a) Submitted to Cabinet

| Electorate   | 2020 Election Commitments  | Status as at 30 Sep 2021                   | Commitment also delivered in other regions |
|--|--|--|--|
| <b>BRUCE HIGHWAY AND OTHER ROADS</b>                               |  |  |  |
| Mirani   | \$19 million to upgrade Rockhampton - Emu Park Road including delivering overtaking lanes and other priority safety and capacity improvements  | Exempt Sch.3(2)(1)(a) Submitted to Cabinet |  |
| Burnett<br>Callide<br>Gladstone<br>Keppel<br>Mirani<br>Rockhampton | A REAL BRUCE PLAN<br>Task the Bruce Highway Trust to set ambitious targets to deliver the outcomes of the Safer Bruce 2030 Action Plan and achieve the vision of a 60 per cent reduction in the rate of fatalities by 2030 |  | ✓  |
| Burnett<br>Callide<br>Gladstone<br>Keppel<br>Mirani<br>Rockhampton | A REAL BRUCE PLAN<br>Implement the Bruce Highway Trust's 15 year vision and five year upgrade action plans   |  | ✓  |

| Electorate   | 2020 Election Commitments   | Status as at 30 Sep 2021                      | Commitment also delivered in other regions |
|--|---|---|--|
| Burnett<br>Callide<br>Gladstone<br>Keppel<br>Mirani<br>Rockhampton | A REAL BRUCE PLAN<br>Continue our \$1 billion per year Bruce Guarantee, with a 2-year path of \$1.6 billion committed in 2021-22, \$1.9 billion in 2022-23 on an 80:20 Federal: State basis                             | Exempt Sch.3(2)(1)(a)<br>Submitted to Cabinet | ✓  |
| Burnett<br>Callide<br>Gladstone<br>Keppel<br>Mirani<br>Rockhampton | A REAL BRUCE PLAN<br>Expand the Bruce Highway Trust with 6 additional regional members to include users, road safety and regional development experts from along the Bruce Highway north of Gympie                      |   | ✓  |
| Gladstone<br>Mirani<br>Rockhampton                                 | A REAL BRUCE PLAN<br>Provide \$100 million towards a \$500 million jointly funded boost for priority upgrades between Mackay and Proserpine, and between Gladstone and Rockhampton                                      |   | ✓  |
| Burnett<br>Callide<br>Gladstone<br>Keppel<br>Mirani<br>Rockhampton | A REAL BRUCE PLAN<br>Require every tenderer on Bruce Highway projects that are over \$100 million to submit a skills and apprentices plan and to demonstrate how locals will be given the chance to work on the project |   | ✓  |
| Burnett<br>Callide<br>Gladstone<br>Keppel<br>Mirani<br>Rockhampton | A REAL BRUCE PLAN<br>Task the Bruce Highway Trust to set ambitious targets to achieve a minimum one-in-one-hundred-year flood immunity standard for the entire Bruce Highway, using experts to guide decision-making    |   | ✓  |
| Burnett<br>Callide<br>Gladstone<br>Keppel<br>Mirani<br>Rockhampton | A REAL BRUCE PLAN<br>Task the Bruce Highway Trust to prepare the Safer Bruce 2030 Action Plan   |   | ✓  |

| Electorate  | 2020 Election Commitments   | Status as at 30 Sep 2021                      | Commitment also delivered in other regions |
|---|---|---|--|
| <b>EDUCATION</b>  |   |   |  |
| Burnett<br>Callide<br>Gladstone<br>Gregory<br>Keppel<br>Mirani<br>Rockhampton | \$12 million over four years to expand the remote kindy program to include an extra 20 state schools at least 40km from the nearest approved Kindergarten Program Provider  | Exempt Sch.3(2)(1)(a)<br>Submitted to Cabinet | ✓  |
| Mirani<br>Rockhampton   | Great Schools, Great Future \$250,000 to replace the septic system at Port Curtis Road State School   |   |  |
| Mirani  | Equipping TAFE For Our Future<br>– \$8.4 million to deliver Stage 1 of the Central Queensland TAFE Centre of Excellence at CQUniversity including:<br>– \$400,000 to complete a feasibility study and business case to consolidate campuses<br>– \$8 million to facilitate new infrastructure |   |  |
| Rockhampton   | Great Schools, Great Future \$295,000 to provide equitable access to amenities and B Block at Crescent Lagoon State School  |   |  |
| Keppel<br>Rockhampton   | Great Schools, Great Future \$30,000 to provide equitable access to classrooms at Mount Archer State School   |   |  |
| Mirani<br>Rockhampton   | Great Schools, Great Future \$400,000 for a perimeter fence at Gracemere State School   |   |  |
| Mirani<br>Rockhampton   | Great Schools, Great Future \$5 million for a new multiple purpose hall for the Hall State School   |   |  |
| Keppel<br>Rockhampton   | Great Schools, Great Future \$700,000 for a school security fence at Rockhampton State High School  |   |  |



| Electorate         | 2020 Election Commitments  | Status as at 30 Sep 2021                   | Commitment also delivered in other regions |
|--------------------|--|--|--|
| Keppel             | Great Schools, Great Future \$8,371 to provide equitable access to North Keppel Island Environmental Education Centre            | Exempt Sch.3(2)(1)(a) Submitted to Cabinet |  |
| Keppel Mirani      | Great Schools, Great Future \$8.31 million for specialist classrooms at Yeppoon State High School                                |  |  |
| Rockhampton        | Great Schools, Great Future \$85,000 to install a lift in A Block at Crescent Lagoon State School                                |  |  |
| Keppel             | Great Schools, Great Future \$850,000 to refurbish the STEM space at Yeppoon State School  |  |  |
| Mirani Rockhampton | LOCAL SCHOOLS, LOCAL JOBS \$2.5 million to build a new aquaculture research facility at Rockhampton State High School            |  |  |
| Keppel             | Great Schools, Great Future \$24,000 to provide equitable access to a multi-purpose stage for Farnborough State School           |  |  |
| Keppel Rockhampton | Great Schools, Great Future \$25,000 for equitable access to the multi-purpose hall stage at North Rockhampton State High School |  |  |
| Keppel             | Great Schools, Great Future \$250,000 to provide equitable access to amenities at Taranganba State School                        |  |  |
| Keppel             | Great Schools, Great Future \$38,000 to install a ceiling hoist at Farnborough State School                                      |  |  |
| Keppel             | Great Schools, Great Future \$500,000 to replace the existing amenities and transpiration pit at Keppel Sands State School       |  |  |
| Keppel Mirani      | Great Schools, Great Future \$65,000 to provide equitable access to core classrooms at Yeppoon State High School                 |  |  |

| Electorate  | 2020 Election Commitments   | Status as at 30 Sep 2021                         | Commitment also delivered in other regions |
|---|---|--|--|
| Keppel  | Great Schools, Great Future<br>\$650,000 to refurbish P Block at Taranganba State School  | Exempt<br>Sch.3(2)(1)(a)<br>Submitted to Cabinet |  |
| Keppel<br>Rockhampton   | Great Schools, Great Future<br>\$700,000 for a school security fence at Mount Archer State School   |  |  |
| Mirani  | GREAT SCHOOLS, GREAT FUTURE<br>\$100,000 for a playground shade project at Bouldercombe State School  |  |  |
| Callide<br>Mirani   | GREAT SCHOOLS, GREAT FUTURE<br>\$250,000 to provide equitable access to amenities at Westwood State School  |  |  |
| Keppe<br>Mirani   | Great Schools, Great Future<br>\$85,000 to provide equitable access to the oval at Yeppoon State High School  |  |  |
| <b>HEALTH</b>   |   | Exempt<br>Sch.3(2)(1)(a)<br>Submitted to Cabinet |  |
| Callide<br>Gladstone<br>Gregory<br>Keppel<br>Mirani<br>Rockhampton            | \$12.8 million for an additional 6-bed expansion and refurbishment of the mental health ward at the Rockhampton Hospital  |  |  |
| Burnett<br>Callide<br>Gladstone<br>Gregory<br>Keppel<br>Mirani<br>Rockhampton | \$18.2 million towards delivering a new cardiac hybrid theatre at Rockhampton Hospital, which will provide access to Level 5 cardiac diagnostic, implantation and interventional services |  |  |
| Rockhampton   | Expand the ambulance station in North Rockhampton as part of the \$31 million commitment for six new and replacement ambulance stations across Queensland                                 |  |  |

| Electorate  | 2020 Election Commitments  | Status as at 30 Sep 2021                         | Commitment also delivered in other regions |
|---|--|--|--|
| Callide<br>Gladstone<br>Gregory<br>Keppel<br>Mirani<br>Rockhampton            | Invest \$5.7 million to establish a satellite renal dialysis unit with eight treatment spaces at Capricorn Coast Hospital in Yeppoon   | Exempt<br>Sch.3(2)(1)(a)<br>Submitted to Cabinet |  |
| Gladstone<br>Gregory<br>Keppel<br>Mirani<br>Rockhampton                       | Work with the Pharmaceutical Society of Australia and other stakeholders to design and implement a trial of pharmacists practising to their full scope in North Queensland   |  | ✓  |
| Burnett<br>Callide<br>Gladstone<br>Gregory<br>Keppel<br>Mirani<br>Rockhampton | \$490,000 over four years to extend the HIV self-testing project for people living in regional Queensland  |  | ✓  |
| <b>INFRASTRUCTURE</b>   |  |  |  |
| Burnett<br>Gladstone<br>Mirani  | <b>BACKING QUEENSLAND MARITIME JOBS</b><br>Work with the publicly owned ports to invest in land side infrastructure which has the potential to facilitate coastal cargoes such as porter cranes. As an early first step, work with the Port of Gladstone to work with industry to progress planning for a porter crane | Exempt<br>Sch.3(2)(1)(a)<br>Submitted to Cabinet | ✓  |
| Mirani  | \$2 million to Livingstone Shire Council for the major design and construction of a four-megalitre concrete potable water supply reservoir and associated infrastructure   |  |  |
| Keppel  | \$2 million for upgrades to Rosslyn Bay Boat Harbour to improve access to the Southern Great Barrier Reef and the Keppels with improved in-water facilities, expanded ramps and more floating pontoons   |  |  |

| Electorate  | 2020 Election Commitments   | Status as at 30 Sep 2021                      | Commitment also delivered in other regions |
|---|---|---|--|
| Keppel<br>Rockhampton                               | POWERING QUEENSLAND JOBS: RAIL MANUFACTURING<br>Negotiate to purchase and convert the old Aurizon workshops to establish a 21-hectare rail maintenance, manufacturing and logistics centre      | Exempt Sch.3(2)(1)(a)<br>Submitted to Cabinet |  |
| Callide<br>Gladstone<br>Gregory<br>Keppel<br>Mirani | Support the proponent to progress the Urannah Dam business case under the National Water Infrastructure Development Fund  |   |  |
| Mirani<br>Rockhampton                               | Meet with the Rockhampton Regional Council in the first 90 days to discuss the request for assistance to re-develop the Rockhampton Airport   |   |  |
| Mirani<br>Rockhampton                               | Meet with Stanwell Corporation in the first 90 days to discuss the benefits of the declaration of a State Development Area in the area adjacent to the powerhouse                               |   |  |
| <b>JUSTICE</b>                                      |   |   |  |
| Mirani  | Trial retrofitting food/medical service hatches in Townsville, Capricornia, Woodford and Brisbane Correctional Centre. The terms of reference of the trial will conclude by 31 December 2020    | Exempt Sch.3(2)(1)(a)<br>Submitted to Cabinet | ✓  |
| Gladstone<br>Keppel<br>Rockhampton                  | Deliver modern, mobile and flexible policing across Queensland, including 25 new mobile police beat vans across the state, to meet strategic and operational priorities, as well as local needs |   | ✓  |
| <b>COMMUNITY and RECREATION</b>                     |   |   |  |
| Rockhampton   | \$25 million to upgrade the existing stadium at Browne Park at Rockhampton under stage one  | Exempt Sch.3(2)(1)(a)<br>Submitted to Cabinet |  |
| Keppel  | \$900,000 to build a new clubhouse at Capricorn Coast Brothers Junior Rugby League  |   |  |

| Electorate  | 2020 Election Commitments   | Status as at 30 Sep 2021                   | Commitment also delivered in other regions |
|---|---|--|--|
| Burnett<br>Gladstone<br>Keppel<br>Mirani  | \$30 million over four years to support Surf Life Saving Queensland   | Exempt Sch.3(2)(1)(a) Submitted to Cabinet | ✓  |
| Burnett<br>Callide<br>Gladstone<br>Gregory<br>Keppel<br>Mirani<br>Rockhampton       | COUNTRY RACING<br>\$35.2 million for Country Racing over 2 years from July 2021 to June 2023 which includes:<br>– \$15 million per year for prize money<br>– \$2.6 million per year for maintenance of racetracks |  | ✓  |
| Burnett<br>Callide<br>Gladstone<br>Gregory<br>Keppel<br>Mirani<br>Rockhampton       | Establish a new ten year partnership agreement with the Royal Flying Doctors Service (RFDS) and a \$20 million capital grant to the RFDS towards a new base and hangar in Townsville                              |  | ✓  |
| Gladstone<br>Gregory<br>Keppel<br>Mirani<br>Rockhampton                             | Review the final Australian Competition and Consumer Commission report on insurance in northern Australia, and consult with northern Queensland businesses and the community on an appropriate response           |  | ✓  |
| Burnett<br>Callide<br>Gladstone<br>Gregory<br>Keppel<br>Mirani                      | Work with the LGAQ on finalising an agreed Bush Councils Compact  |  | ✓  |
| <b>AGRICULTURAL SUPPORT</b>   |   |  |  |
| Burnett,<br>Callide,<br>Gladstone,<br>Gregory,<br>Keppel,<br>Mirani,<br>Rockhampton | Identify Queensland agricultural seasonal workforce needs and immediately implement local solutions that connect agribusinesses with relevant and appropriate workforce solutions                                 | Exempt Sch.3(2)(1)(a) Submitted to Cabinet | ✓  |

| Electorate  | 2020 Election Commitments   | Status as at 30 Sep 2021                      | Commitment also delivered in other regions |
|---|---|---|--|
| <b>TOURISM / INDUSTRY</b>   |   |   |  |
| Burnett<br>Callide<br>Gladstone<br>Gregory<br>Keppel<br>Mirani<br>Rockhampton | Promote and support businesses in regional Queensland providing side-by-side vehicle recreation opportunities on private land   | Exempt Sch.3(2)(1)(a)<br>Submitted to Cabinet | ✓  |
| Burnett<br>Callide<br>Gladstone<br>Gregory<br>Keppel<br>Mirani<br>Rockhampton | Rebuilding Queensland Tourism \$15 million for a Regional Tourism Organisation Recovery fund to provide a special one-off funding injection to regional tourism organisations   |   | ✓  |
| <b>ENVIRONMENT</b>  |   |   |  |
| Burnett<br>Gladstone<br>Keppel  | Healthy Reef, Healthy Environment, Healthy Economy \$6 million into the Great Barrier Reef Island Arks project which will expand Queensland's protected area estate and work with Traditional Owners to co-manage key ecological and cultural sites and promote new ecotourism offerings. This will be done by acquiring new areas which will add to Queensland's protected area estate | Exempt Sch.3(2)(1)(a)<br>Submitted to Cabinet | ✓  |
| Burnett<br>Callide<br>Gladstone<br>Keppel<br>Mirani<br>Rockhampton            | \$3 million over two years to expand the QCoast2100 program to enable eligible local governments to develop and implement Coastal Hazard Adaption Strategies  |   | ✓  |
| Burnett<br>Gladstone<br>Keppel<br>Mirani                                      | Healthy Reef, Healthy Environment, Healthy Economy \$10 million in the Reef Assist Program which will include 11 projects in partnerships with local government and natural resource management organisations   |   | ✓  |

| Electorate                               | 2020 Election Commitments  | Status as at 30 Sep 2021                   | Commitment also delivered in other regions |
|--|--|--|--|
| Burnett<br>Gladstone<br>Keppel<br>Mirani | Healthy Reef, Healthy Environment, Healthy Economy \$10 million into a Reef Credits program to accelerate water quality improvements by incentivising land management activities   | Exempt Sch.3(2)(1)(a) Submitted to Cabinet | ✓  |
| Gladstone<br>Keppel<br>Mirani            | Maintain reef protection laws and associated measures which are critical to the health of the Great Barrier Reef   |  | ✓  |
| Burnett<br>Gladstone<br>Keppel<br>Mirani | Continue the Great Barrier Reef Water Quality Program  |  | ✓  |
| <b>MARINE RESCUE SERVICES</b>            |  |  |  |
| Burnett<br>Gladstone<br>Keppel<br>Mirani | Boosting Marine Rescue Services Establish an integrated Volunteer Marine Rescue and Coast Guard service to bring 47 volunteer organisations together, and provide operational funding and capacity building for marine rescue services | Exempt Sch.3(2)(1)(a) Submitted to Cabinet | ✓  |
| Burnett<br>Gladstone<br>Keppel<br>Mirani | Boosting Marine Rescue Services Increase funding for insurance costs and provide for additional operational expenses incurred by Squadrons and Flotillas   |  | ✓  |
| Burnett<br>Gladstone<br>Keppel<br>Mirani | Boosting Marine Rescue Services Invest \$17.38 million over four years to replace ageing vessels. This will deliver up to 27 new boats across the state  |  | ✓  |

| Electorate  | 2020 Election Commitments  | Status as at 30 Sep 2021                      | Commitment also delivered in other regions |
|---|--|---|--|
| Burnett<br>Gladstone<br>Keppel<br>Mirani                                      | Boosting Marine Rescue Services<br>Establish a Marine Rescue Queensland implementation Working Group with representatives from Volunteer Marine Rescue Association Queensland and Australian Volunteer Coast Guard Association to progress the transition to an integrated state-wide Marine Volunteer service. The Marine Rescue Queensland Implementation Working Group will be in the field in the first 100 days | Exempt Sch.3(2)(1)(a)<br>Submitted to Cabinet | ✓  |
| <b>WORKS FOR QUEENSLAND</b>   |  |   |  |
| Burnett<br>Callide<br>Gladstone<br>Gregory<br>Keppel<br>Mirani<br>Rockhampton | Keeping Queensland Working \$400 million over six years to continue Works for Queensland in 65 council areas with each eligible regional council to receive two rounds of \$1 million, with the rest of the money to be allocated according to population and unemployment   | Exempt Sch.3(2)(1)(a)<br>Submitted to Cabinet | ✓  |

Released Under Official Information Act - Draft



## Building our Regions and Works for Queensland

### Building our Regions

- Through Building our Regions, the Central Queensland region has received \$69.5M for 37 projects supporting around 740 jobs, to date 26 projects are now completed.
- The **Livingstone Shire Council** and **Rockhampton Regional Council** received **\$31.3M** for **13 projects** supporting around **450 jobs**, to date **7 projects** are now completed.
- Expressions of Interest for Round 6 closed on 23 November 2021.

| Projects  | Electorate  | Rd  | Approved Funding | Total Cost | Jobs (Est) | Project Stage           |
|---|-------------|-----|------------------|------------|------------|-------------------------|
| Livingstone SC  |             |     |                  |            |            |                         |
| Emu Park village & foreshore revitalisation               | Keppel      | R02 | \$1.80M          | \$4.50M    | 14.0       | completed 7/02/2020     |
| Yeppoon sewage treatment plant upgrade                    | Keppel      | R02 | \$5.00M          | \$14.63M   | 45.3       | completed 12/08/2019    |
| Capricorn Coast memorial gardens                          | Keppel      | R03 | \$1.75M          | \$3.50M    | 10.5       | exp completion 2022-23  |
| Mill gallery expansion: Yeppoon                           | Keppel      | R04 | \$250,000        | \$500,000  | 1.7        | completed 17/08/2021    |
| Great Keppel Island revitalisation project                | Keppel      | R04 | \$5.00M          | \$62.43M   | 206.0      | n/a                     |
| Yeppoon sewage treatment plant sustainable energy project | Keppel      | R05 | \$2.81M          | \$3.00M    | 9.9        | exp completion Mar-2022 |
| Causeway Lake revitalisation business case                | Keppel      | R05 | \$300,000        | \$300,000  | n/a        | exp completion Sep-2021 |
| Rockhampton RC  |             |     |                  |            |            |                         |
| Mount Morgan sewerage extension project                   | Mirani      | R01 | \$1.00M          | \$2.00M    | 6.0        | completed 24/05/2019    |
| First Turkey mountain bike reserve                        | Keppel      | R02 | \$250,000        | \$500,000  | 1.6        | completed 5/11/2017     |
| Rockhampton CBD smart technologies and working hub        | Rockhampton | R02 | \$2.27M          | \$4.55M    | 14.1       | completed 18/02/2019    |

| Projects                                    | Electorate  | Rd  | Approved Funding | Total Cost | Jobs (Est) | Project Stage           |
|---|-------------|-----|------------------|------------|------------|-------------------------|
| Kershaw Gardens revitalisation - stage 2    | Rockhampton | R03 | \$5.00M          | \$11.00M   | 33.0       | completed 10/08/2018    |
| Rockhampton art gallery                     | Rockhampton | R04 | \$5.00M          | \$31.50M   | 104.0      | exp completion Dec-2021 |
| North Rockhampton flood backflow prevention | Rockhampton | R05 | \$871,750        | \$1.,83M   | 6.1        | exp completion Feb-2022 |

### Works for Queensland

- Since 2016, through Works for Queensland the Central Queensland region has received **\$116.8M for 328 projects** supporting around **2,600 jobs**, to date **285 projects are now complete**.
- **Livingstone Shire Council and Rockhampton Regional Council** have received **\$59.6M** for **115 projects** supporting, to date, **1,308 jobs** with **104 projects completed**

|               | Council | No of Projects | Actual Jobs | W4Q Project Budget | Completed projects |
|---------------|---------|----------------|-------------|--------------------|--------------------|
| 2016-17       | LSC     | 11             | 196         | \$3.5M             | 11                 |
|               | RRC     | 10             | 385         | \$9.3M             | 10                 |
| 2017-19       | LSC     | 18             | 91          | \$3.5M             | 18                 |
|               | RRC     | 17             | 263         | \$9.0M             | 17                 |
| 2019-21       | LSC     | 19             | 116         | \$3.4M             | 19                 |
|               | RRC     | 11             | 180         | \$8.8M             | 11                 |
| 2020-21 covid | LSC     | 17             | 68          | \$2.6M             | 17                 |
|               | RRC     | 1              | 9           | \$6.4M             | 1                  |
| 2021-24       | LSC     | 8              | 0           | \$3.5M             | 0                  |
|               | RRC     | 3              | 0           | \$9.5M             | 0                  |

| 2019-21 Works for Queensland Projects  | Electorate  | Budget    | jobs created /supported |      | Project Status      |
|--|-------------|-----------|-------------------------|------|---------------------|
|  |             |           | Est                     | Act  |                     |
| <b>Livingstone SC</b>                  |             |           |                         |      |                     |
| Causeway Bridge Remediation            | Keppel      | \$86,391  |                         | 6.0  | completed 15/2/2021 |
| Cobraball Road                         | Keppel      | \$129,000 |                         | 4.0  | completed 27/6/2021 |
| Coorumburra Road                       | Keppel      | \$101,000 |                         | 5.0  | completed 27/6/2021 |
| Cordingley Street Pathway              | Keppel      | \$100,000 |                         | 5.0  | completed 24/9/2021 |
| Emu Park Art Gallery                   | Keppel      | \$1.100M  |                         | 9.0  | completed 30/6/2021 |
| Greenlake Road                         | Keppel      | \$271,354 |                         | 12.0 | completed 3/5/2021  |
| Kellehers Road                         | Keppel      | \$60,000  |                         | 5.0  | completed 27/6/2021 |
| Kerr Park Picnic Shelters and BBQ's    | Keppel      | \$110,000 |                         | 5.0  | completed 2/5/2021  |
| Kraken Sofffall                        | Keppel      | \$105,000 |                         | 10.0 | completed 25/5/2021 |
| Milman North Road                      | Keppel      | \$130,000 |                         | 5.0  | completed 27/6/2021 |
| Old Byfield Rd                         | Keppel      | \$418,532 |                         | 5.0  | completed 6/5/2021  |
| Stanage Bay Road                       | Keppel      | \$70,000  |                         | 5.0  | completed 30/7/2021 |
| Swordfish Pathway                      | Keppel      | \$150,000 |                         | 6.0  | completed 30/6/2021 |
| Taylor Street Pathway                  | Keppel      | \$140,000 |                         | 6.0  | completed 24/9/2021 |
| Tookers Road                           | Keppel      | \$37,658  |                         | 4.0  | completed 6/11/2019 |
| Vaughan St Culverts                    | Keppel      | \$56,065  |                         | 6.0  | completed 15/2/2021 |
| Whites Road and Bondolla Road          | Keppel      | \$100,000 |                         | 5.0  | completed 29/3/2021 |
| Williamson Creek toilet (new building) | Keppel      | \$175,000 |                         | 8.0  | completed 24/9/2021 |
| Yeppoon Lagoon Access                  | Keppel      | \$70,000  |                         | 5.0  | completed 25/6/2021 |
| <b>Rockhampton RC</b>                  |             |           |                         |      |                     |
| Botanic gardens pathways               | Rockhampton | \$450,000 |                         | 5.0  | complete 25/3/2021  |

| 2019-21 Works for Queensland Projects                       | Electorate  | Budget    | jobs created /supported |      | Project Status       |
|---|-------------|-----------|-------------------------|------|----------------------|
|   |             |           | Est                     | Act  |                      |
| Botanic Gardens Zoo potable water supply                    | Rockhampton | \$800,000 |                         | 6.0  | completed 30/6/2021  |
| Cultural precinct activation works: Customs Hse landscaping | Rockhampton | \$651,391 |                         | 6.0  | completed 30/6/2021  |
| Fishing platforms   | Rockhampton | \$746,541 |                         | 40.0 | completed 1/10/2020  |
| Fitzroy River - bank protection                             | Rockhampton | \$2.017M  |                         | 39.0 | completed 30/10/2020 |
| Heritage Village - lighting upgrades                        | Rockhampton | \$425,000 |                         | 9.0  | completed 4/1/2021   |
| Mount Morgan walking/bike trail                             | Rockhampton | \$600,000 |                         | 23.0 | completed 4/1/2021   |
| New footpaths   | Rockhampton | \$1,000M  |                         | 4.0  | completed 26/2/2021  |
| Pump track - Gracemere                                      | Rockhampton | \$835,000 |                         | 20.0 | completed 4/1/2021   |
| Riverside Park access ramp                                  | Rockhampton | \$925,000 |                         | 20.0 | completed 1/10/2020  |
| Zoo Improvements  | Rockhampton | \$320,000 |                         | 8.0  | completed 1/2/2021   |

| 2020-21 COVID Works for Queensland Projects                            | Electorate | Budget    | jobs created /supported |     | Project Status      |
|--|------------|-----------|-------------------------|-----|---------------------|
|  |            |           | Est                     | Act |                     |
| <b>Livingstone SC</b>  |            |           |                         |     |                     |
| Byfield Footpath   | Keppel     | \$60,000  |                         | 5.0 | completed 28/9/2021 |
| Coorooman Creek Amenities - Solar and Sewage Pump Station              | Keppel     | \$160,000 |                         | 4.0 | completed 30/9/2021 |
| Coorooman Creek Amenities Block Water Supply                           | Keppel     | \$85,000  |                         | 5.0 | completed 4/6/2021  |
| Emu Park Anzac Memorial Repairs  | Keppel     | \$138,261 |                         | 4.0 | completed 23/4/2021 |
| Entry Signage to Marlborough   | Mirani     | \$40,000  |                         | 3.0 | completed 30/6/2021 |
| GKI Package (Big Belly bins / shelters - picnic tables, chairs, shade) | Keppel     | \$75,000  |                         | 3.0 | completed 27/6/2021 |
| Hard Shade Structure over The Caves Playground                         | Keppel     | \$61,391  |                         | 5.0 | completed 10/3/2021 |

| 2020-21 COVID Works for Queensland Projects  | Electorate  | Budget    | jobs created /supported |     | Project Status      |
|--|-------------|-----------|-------------------------|-----|---------------------|
|  |             |           | Est                     | Act |                     |
| Kellys Dam Review and Repair Seepage Collection System                             | Keppel      | \$65,000  |                         | 3.0 | completed 30/9/2021 |
| Kellys Dam Tunnel Investigation and Repairs  | Keppel      | \$45,000  |                         | 3.0 | completed 30/9/2021 |
| Keppel Sands Caravan Park (caretaker's residence & sewage treatment plant upgrade) | Keppel      | \$300,000 |                         | 5.0 | completed 30/9/2021 |
| Keppel Sands Pathway (missing link)  | Keppel      | \$120,348 |                         | 4.0 | completed 25/9/2021 |
| Marlborough Place making (main street and park - with school)                      | Mirani      | \$100,000 |                         | 3.0 | completed 30/9/2021 |
| Mount Charlton Reservoir Repairs   | Mirani      | \$50,000  |                         | 3.0 | completed 27/6/2021 |
| Rotary Park Refurbishment - Farnborough Road                                       | Keppel      | \$360,000 |                         | 5.0 | completed 30/9/2021 |
| Stage 1 Arthur Street Sewer  | Keppel      | \$685,000 |                         | 7.0 | completed 30/9/2021 |
| The Caves Footpath (School to Buch Square)   | Keppel      | \$135,000 |                         | 4.0 | completed 24/9/2021 |
| Welcome Signage for Shire  | Keppel      | \$100,000 |                         | 2.0 | completed 30/9/2021 |
| <b>Rockhampton RC</b>  |             |           |                         |     |                     |
| Rockhampton Airport Terminal Upgrade   | Rockhampton | \$6.440M  |                         | 9.0 | completed 26/3/2021 |

| 2021-24 Works for Queensland Projects | Electorate | Budget    | jobs created /supported |     | Project Status          |
|---------------------------------------|------------|-----------|-------------------------|-----|-------------------------|
|                                       |            |           | Est                     | Act |                         |
| <b>Livingstone SC</b>                 |            |           |                         |     |                         |
| Beaman Park amenities                 | Keppel     | \$150,000 | 4.0                     |     | exp completion Jun-2023 |
| Rotary Park irrigation                | Keppel     | \$45,000  | 2.0                     |     | exp completion Jun-2023 |
| Bell Park footpath                    | Keppel     | \$20,000  | 2.0                     |     | exp completion Jun-2023 |
| Matthew Flinders Dve                  | Keppel     | \$1.69M   | 12.0                    |     | exp completion Jun-2022 |
| Kelly's Dam tunnel                    | Keppel     | \$205,000 | 5.0                     |     | exp completion Jun-2022 |

| 2021-24 Works for Queensland Projects            | Electorate  | Budget    | jobs created /supported |     | Project Status          |
|--|-------------|-----------|-------------------------|-----|-------------------------|
|  |             |           | Est                     | Act |                         |
| Kelly's Dam seepage                              | Keppel      | \$185,000 | 5.0                     |     | exp completion Jun-2022 |
| Mt Chalton reservoir                             | Keppel      | \$225,000 | 6.0                     |     | exp completion Jun-2022 |
| Jabiru Drive                                     | Keppel      | \$980,000 | 12.0                    |     | exp completion Jun-2023 |
| <b>Rockhampton RC</b>                            |             |           |                         |     |                         |
| North Rockhampton sewage treatment plant upgrade | Rockhampton | \$6.46M   | 81.0                    |     | exp completion Jun-2023 |
| Botanic Gardens playground renewal               | Rockhampton | \$1.4M    | 6.0                     |     | exp completion Oct-2022 |
| Fitzroy River boardwalk refurbishment            | Rockhampton | \$1.6M    | 7.0                     |     | exp completion Jul-2024 |

Released under RTI/DRS

**REGIONAL ACTION PLAN**



Tourism and Events Queensland



Department of Agriculture and Fisheries



Tourism and Events Queensland



[budget.qld.gov.au](http://budget.qld.gov.au)

# Central Queensland

The Queensland Budget will directly support Central Queensland with significant expenditure in 2021-22 including:

|                       |  |
|-----------------------|--|
| <b>Infrastructure</b> | for productivity-enhancing infrastructure and capital works, estimated to support around |
| <b>\$973M</b>         | <b>3,200 jobs</b> in this region.  |
| <b>Health</b>         | for the Central Queensland Hospital and Health Services.                                 |
| <b>\$691.4M</b>       |  |
| <b>Education</b>      | to maintain, improve and upgrade schools in Central Queensland region.                   |
| <b>\$74.6M</b>        |  |

Central Queensland will also benefit from:

|  |  |
|--|--|
| <b>Rookwood Weir</b>                   | in 2021-22 to continue construction of Rookwood Weir to enhance Central Queensland's agricultural and urban water supply by up to 86,000 megalitres. |
| <b>\$140M</b>                          |  |
| <b>Social Housing</b>                  | in 2021-22 to expand and improve social housing in Central Queensland, delivered in partnership with the Australian Government.                      |
| <b>\$28.4M</b>                         |  |
| <b>Skilling Queenslanders for Work</b> | in 2021-22 to fund more training opportunities and increase workforce participation in Central Queensland.   |
| <b>\$6M</b>                            |  |

## Delivering for the Central Queensland region



**Building our Regions**  
\$69.5 million allocated to 37 critical infrastructure projects in Central Queensland, supporting economic development and supporting 743 jobs.  
(March 2015 to June 2021)



**Jobs and Regional Growth Fund**  
\$41.3 million capital expenditure supported and 131 new full-time jobs generated in Central Queensland.  
(February 2017 to May 2021)



**Back to Work**  
\$29.9 million paid to 1,291 employers in Central Queensland to help employ 2,905 eligible unemployed jobseekers.  
(July 2016 to May 2021)



**Works for Queensland**  
\$23.7 million provided to regional councils in Central Queensland to undertake 73 minor infrastructure and maintenance projects.  
(June 2019 to June 2021)

## Restoring frontline services in Central Queensland

Growth from March 2015 to March 2021



362 extra nurses  
**up 30.1%**



128 extra doctors  
**up 53.9%**



49 extra police officers  
**up 9.2%**



31 extra firefighters  
**up 25.8%**



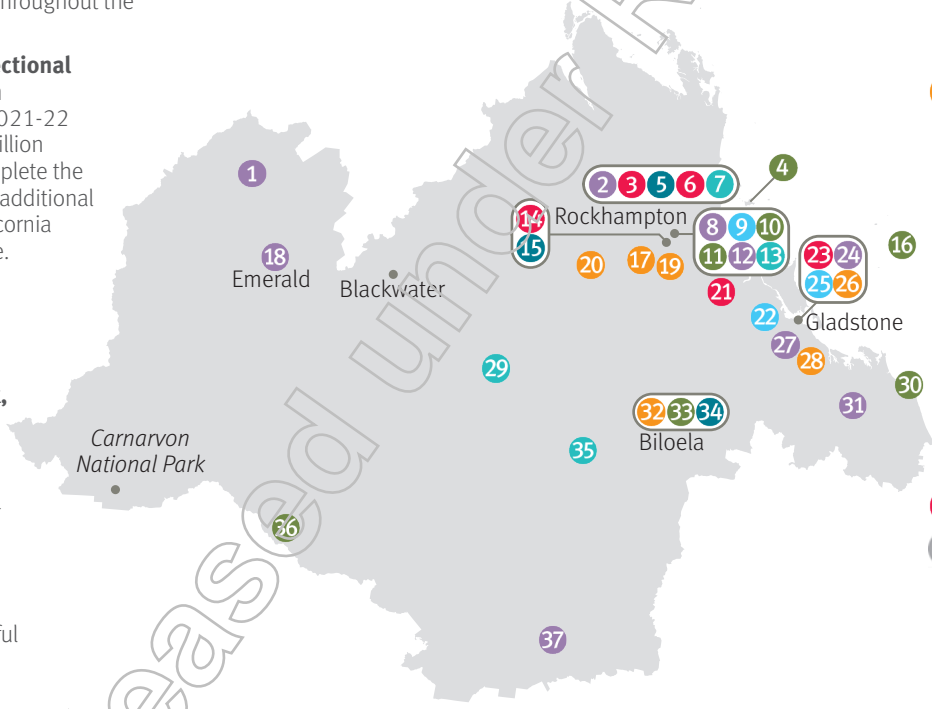
# Central Queensland

- 1 Capella State School**  
 ✓ \$1.8 million in 2021-22 to upgrade the administration building.
- 2 Yeppoon State High School**  
 ✓ \$7.8 million in 2021-22 out of a \$9.6 million total spend to construct a new building for additional learning spaces.
- 3 Rosslyn Bay Boat Harbour, reconfiguration of boating facilities**  
 ✓ \$250,000 in 2021-22 out of a \$2 million total spend to extend the floating pontoon at Rosslyn Bay Harbour to improve access to the southern Great Barrier Reef and the Keppel Islands.
- 4 Great Keppel Island Rejuvenation Pilot**  
 ✓ \$4.4 million in 2021-22 out of a \$30 million total spend to deliver enabling infrastructure to stimulate tourism development on the island and throughout the region.
- 5 Capricornia Correctional Centre expansion**  
 \$20.6 million in 2021-22 out of a \$243.2 million total spend to complete the construction of an additional 398 beds at Capricornia Correctional Centre.
- 6 Bruce Highway (Rockhampton - St Lawrence), Neilsen Avenue to Plentiful Creek, improve safety**  
 \$9 million in 2021-22 out of a \$21.3 million total spend to widen pavement on the Bruce Highway between Neilsen Avenue and Plentiful Creek. Delivered in partnership with the Australian Government.

- 7 Rockhampton Drug Rehabilitation and Treatment Facility**  
 ✓ \$5.7 million in 2021-22 out of a \$16.3 million total spend for a new 42-bed residential alcohol and other drug rehabilitation and treatment facility in Rockhampton. Part of the Action on Ice Strategy.
- 8 Rockhampton State High School**  
 ✓ \$1.2 million in 2021-22 out of a \$3.2 million total spend to provide new skills development and training facilities and to install a school security fence.
- 9 North Rockhampton Flood Backflow Prevention**  
 \$435,875 in 2021-22 out of a \$871,750 total spend to reduce the impact of flood water on the sewer network in the North Rockhampton Flood Management Area.

- 12 Central Queensland University Rockhampton**  
 ✓ \$8 million in 2021-22 for a CQU Rockhampton campus consolidation and a new Central Queensland TAFE Centre of Excellence.
- 13 Rockhampton Hospital**  
 ✓ \$6.2 million in 2021-22 out of a \$31.1 million total spend for construction projects to improve facilities at the Rockhampton Hospital site, including an expansion of the Mental Health Ward.
- 14 Gavial - Gracemere Road (Lawrie Street), widen to four lanes and upgrade intersections**  
 ✓ \$20 million in 2021-22 out of a \$35 million total spend to widen to four lanes and upgrade intersections.

- 17 Stanwell Power Station - overhauls, ash storage and sustaining projects**  
 \$74.4 million in 2021-22 to replace and refurbish existing infrastructure to ensure the continued reliability of electricity supply to Queensland and the National Electricity Market.
- 18 Emerald State School**  
 ✓ \$1.8 million in 2021-22 to upgrade the administration building.
- 19 Bouldercombe primary plant replacement**  
 \$8.8 million in 2021-22 out of a \$40.4 million total spend to replace ageing plant equipment at Bouldercombe substation to ensure the continued reliability of electricity supply to the surrounding area.
- 20 Rookwood Weir**  
 \$140 million in 2021-22 out of a \$367.2 million total spend to continue construction of Rookwood Weir to enhance Central Queensland's agricultural and urban water supply by up to 86,000 megalitres. Part of the National Water Infrastructure Development Fund, delivered in partnership with the Australian Government.

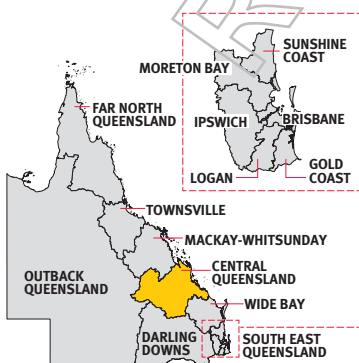


- 21 Bruce Highway additional funding, Gladstone to Rockhampton and Mackay to Proserpine, funding commitment**  
 ✓ \$500 million funding towards priority upgrades between Mackay and Proserpine, and between Gladstone and Rockhampton. Details and timing subject to negotiation with the Australian Government. Delivered in partnership with the Australian Government.

- 10 Browne Stadium**  
 The Government has made a \$25 million commitment towards delivering a 10,000 seat stadium at Rockhampton's traditional home of rugby league, Browne Park.
- 11 New Rockhampton Art Gallery**  
 \$3.5 million in 2021-22 out of a total contribution of \$15 million to the Rockhampton Regional Council for the planning of and construction of the new Rockhampton Art Gallery.

- 15 Gracemere replacement auxiliary fire and rescue station**  
 \$496,000 in 2021-22 out of a \$2.2 million total spend to complete the replacement auxiliary fire and rescue station at Gracemere.
- 16 Heron Island**  
 ✓ \$416,188 in 2021-22 out of a \$836,550 total spend to install solar infrastructure and waste management equipment, along with removal of legacy waste. Delivered in partnership with the private sector.

- 22 Gladstone State Development Area**  
 \$1 million in 2021-22 out of a \$18.9 million total spend to develop infrastructure required to support the efficient delivery of major industrial expansion within the Gladstone State Development Area.





**23 Gladstone Port initiatives**  
\$118.5 million in 2021-22 including \$44.1 million for RG Tanna Coal Terminal asset upgrades, \$14.1 million for port services, \$9.8 million for Auckland Point berths and \$6.5 million for Marina and Pilot projects.

**24 Gladstone State High School**  
\$340,000 in 2021-22 out of a \$2 million total spend to upgrade skills development and training facilities.

**25 Clinton Industrial Estate**  
\$500,000 in 2021-22 out of a \$20.1 million total spend to develop the Clinton Industrial Estate to help create economic development in the Gladstone region.

**26 Gladstone South secondary systems replacement**  
\$4.2 million in 2021-22 out of a \$20.8 million total spend to replace aged secondary systems at the Gladstone South Substation to ensure continued reliability of electricity supply to the surrounding area.

**27 Calliope State High School**  
\$12.9 million in 2021-22 out of a \$13.8 million total spend to construct stage 2 of Calliope State High School.



**28 Awoonga Dam Fish Hatchery**  
\$4.2 million in 2021-22 out of a \$10.8 million total spend to complete construction of a new fish hatchery facility at Awoonga Dam.

**29 Woorabinda Multi-Purpose Health Service**  
\$2 million in 2021-22 out of a \$12.5 million total spend for the facility to increase from four residential aged care beds to 14, including the upgrade of the laundry facilities and the construction of a new kitchen.

**30 Discovery Coast Sport and Recreation Association**  
\$533,000 in 2021-22 out of a \$593,000 total spend to construct two tennis courts, a walking track and an outdoor gym to support physical activity in Agnes Water. Part of the Activate! Queensland program.

**31 Miriam Vale State School**  
\$1.2 million in 2021-22 to upgrade an existing amenities block.

## KEY

-  Community wellbeing
-  Utilities
-  Health
-  Education
-  Transport and roads
-  Justice and safety
-  Government services
-  Recreation and culture
-  S/R Statewide/region-wide
-  Relates to election commitment

**32 Callide Power Station enhancements, overhauls and refurbishment**  
\$53.6 million in 2021-22 (including \$43.5 million at Callide B) for planned maintenance and overhauls.

**33 Banana Shire Cardboard Recycling Project**  
\$27,301 in 2021-22 out of a \$216,480 total spend to support the expansion of cardboard recycling services in the Banana Shire.

**34 Biloela replacement police facility**  
\$3.9 million in 2021-22 out of a \$5 million total spend to complete the replacement police facility at Biloela.

**35 Moura Multi-Purpose Healthcare Service**  
\$3.5 million in 2021-22 out of a \$7.2 million total spend for the redevelopment of the Moura Multi-Purpose Healthcare Service, including renewal and upgrading of aged care facilities with provision for future demand.

**36 Carnarvon National Park visitor facilities upgrade**  
\$667,000 in 2021-22 out of a \$2.4 million total spend to upgrade visitor infrastructure at Carnarvon National Park.

**37 Taroom State School**  
\$1.2 million in 2021-22 out of a \$1.5 million total spend to upgrade an existing amenities block.

Please note: Not all government expenditure for the region is shown. Dollar amounts may include capital and operating expenditure, though may not represent the entire funding allocated.

To see more Palaszczuk Government initiatives visit [budget.qld.gov.au](http://budget.qld.gov.au)

## New Rookwood Weir bridge completed

The new bridge over the Fitzroy River at Riverslea has officially opened, the third road upgrade delivered as part of the Rookwood Weir project. To date, bridge and road upgrades have created over 100 jobs, while construction of the weir itself will support a further 200 jobs for Queenslanders, with 140 of these jobs going to local workers.

The Queensland and Australian Governments have each committed another \$7.5 million for the Rookwood Weir to unlock 10,000 additional megalitres of water for Central Queensland, bringing the total investment to \$367.2 million. Rookwood Weir will be a transformational piece of water infrastructure that will underpin agricultural growth and supply industrial and urban water to the Rockhampton, Yeppoon and Gladstone communities.

The 86,000 megalitres of water from the weir increases water security and gives local farmers greater opportunities to expand their businesses, creating more jobs and greater resilience in regional communities through drought, bushfires, floods and COVID-19.



Image courtesy of Rockhampton Regional Council



Image courtesy of Gladstone Ports Corporation

## Powering Queensland's ports and shipping

The Queensland Government is investing \$21 million over four years for a plan to revitalise and strengthen the state's coastal shipping and reinvigorate maritime jobs.

Reinvigorating Queensland's coastal shipping industry builds resilience in the supply chain and helps maintain essential transport links. The investment will make better use of Queensland's 'blue highway' by giving businesses more transport options and creating new regional jobs.

The new Maritime Consultation Group of port representatives, maritime industry and training organisations will work with government to grow the state's maritime capacity. The group will consider the incentives for new and existing operators to establish a new regional coastal shipping service between Brisbane and Townsville, and for existing operators to switch to Queensland crews.

As part of the plan, \$1 million will fund maritime cadetships and training for Queenslanders who want to enter the industry or upskill.

# BUDGET 2021-22 AT A GLANCE

|  |                |
|--|----------------|
| Jobs recovered since May 2020                            | <b>253,200</b> |
| Queensland Jobs Fund                                     | <b>\$3.34B</b> |
| Total infrastructure program, over 4 years               | <b>\$52.2B</b> |
| Percentage of capital spend outside of Greater Brisbane  | <b>61.2%</b>   |
| Health in 2021-22  | <b>\$22.2B</b> |
| Education and training in 2021-22                        | <b>\$18.3B</b> |
| COVID-19 economic support initiatives, more than         | <b>\$14.2B</b> |
| Concessions and lowering the cost of living              | <b>\$6.1B</b>  |
| Social housing and homelessness investment, over 4 years | <b>\$1.9B</b>  |

## Tax relief package

The government provided significant tax relief to support Queensland businesses, landlords, tenants, pubs and clubs, including:

- payroll tax refunds, waivers and deferrals for eligible businesses, targeted at small to medium businesses
- a payroll tax exemption for wages subsidised by the JobKeeper payment
- land tax rebates, waivers and deferrals for eligible taxpayers.

An estimated 280 employers in Central Queensland will also benefit in 2021-22 from the higher payroll tax threshold.

# STATEWIDE HIGHLIGHTS

The Queensland Government's Economic Recovery Plan continues to support businesses, workers, families and communities across the state. Our success in managing the health challenges imposed by the COVID-19 pandemic means the state's **\$360 billion** economy has begun to recover sooner and is stronger than the rest of Australia.

2021-22 Budget highlights include:

- Record health investment of **\$22.2 billion** will continue to provide a world-class health system, which is also critical to effectively manage the ongoing risks of COVID-19.
- The new **\$3.34 billion** Queensland Jobs Fund focuses on investment attraction and industry development to attract the investment needed to drive ongoing growth, and provide wider economic and employment benefits.
- The **\$52.2 billion** capital program over the forward estimates will help create many thousands of ongoing jobs, including an estimated **46,500** direct jobs in 2021-22.
- **\$460 million** toward targeted investments in flagship skills and training and employment programs Skilling Queenslanders for Work and a revitalised Back to Work program.

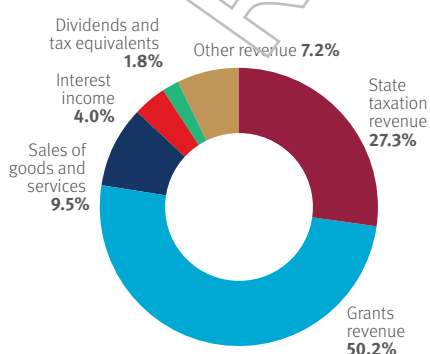
## \$2 billion Queensland Renewable Energy and Hydrogen Jobs Fund

The \$2 billion Queensland Renewable Energy and Hydrogen Jobs Fund will provide cheaper, cleaner energy to power more jobs and industries in Queensland, while helping to deliver on our 50 per cent renewable energy target by 2030.

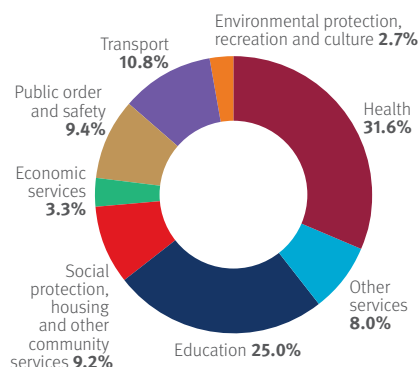
The Fund will increase investment by government-owned corporations in commercial renewable energy and hydrogen projects, along with supporting infrastructure, including in partnership with the private sector.

Forming part of the new \$3.34 billion Queensland Jobs Fund, this investment will ensure Queensland capitalises on economic development opportunities and creates more jobs and industries through cheaper, cleaner energy.

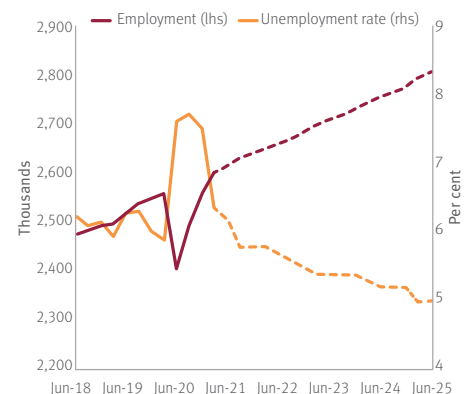
### 2021-22 revenue



### 2021-22 expenses



### Queensland's labour market forecasts



## Schools – Overview

### Recommended response

- In **2021-22 more than \$50M is being invested** in schools to maintain, improve and upgrade schools in the Central Queensland region:
- We are investing **\$1.4 billion in 2021-22 to build, maintain and improve schools across the state.**
- Since **coming to Government in 2015**, we have opened **29 new schools.**
- We are **planning for a new school in Brisbane's inner west over the coming years** and substantially **expanding 13 existing schools during 2021-22.**
- **My Government is also investing \$20M for planning and land acquisitions for a further 16 new schools beyond 2023.**
- Queensland is a growing state and we are delivering the infrastructure and educational facilities needed to support this growth.
- **Of the 40 schools in the Rockhampton Regional Council (RRC) and Livingstone Shire Council (LSC) areas:**
  - **almost \$43M** worth of major infrastructure work carried out at **22 schools;**
  - **almost \$44M worth of works at 18 schools** are in progress including 2020 election commitments;
  - **all schools have air conditioning** installed; and
  - **38 schools have solar panels installed**, 24 through the Advancing Clean Energy Schools (ACES) program.
- All Queensland state school classrooms, libraries and staff rooms are to be air conditioned by the end of June 2022, delivering more comfortable teaching and learning environments for our students, teachers and school communities.

### Key facts

#### New Schools

- There are no new schools that have recently opened or planned for this region.

Major infrastructure work

- **Almost \$43M worth of major works** completed at 22 schools in the region since 2017.

| <b>Electorate</b> | <b>School</b>                  | <b>Budget</b> | <b>Work done</b>  |
|-------------------|--------------------------------|---------------|---|
| Rockhampton       | Allenstown State School        | \$1.0M        | refurbished Block 7 – completed by Jun-2018   |
| Rockhampton       | Berserker Street State School  | \$763,936     | repurposed classrooms and replace air conditioning – completed by Jun-2017          |
| Keppel            | Byfield State School           | \$140,376     | upgraded amenities – completed by Jun-2018  |
| Keppel            | Emu Park State School          | \$650,000     | demolish and build new amenities block – completed by Nov-2021                      |
| Keppel            | Farnborough State School       | \$300,000     | refurbish Prep and replace shade sails – completed by Jun-2020                      |
| Keppel            | Frenchville State School       | \$517,112     | 2 space special education area – relocate building – completed by Jun-2019          |
|                   |                                | \$990,000     | hard covered shade structure over courts – completed by Jun-2021                    |
| Rockhampton       | Glenmore State High School     | \$835,000     | refurbish Block N – completed Mar-2020  |
|                   |                                | \$191,538     | STEM garden and shed – completed by Nov-2021  |
| Rockhampton       | Glenmore State School          | \$489,992     | amenities upgrade – completed by Jun-2021   |
| Rockhampton       | Gracemere State School         | \$487,162     | converted tuckshop to special education area with amenities – completed by Jun-2019 |
| Keppel            | Keppel Sands State School      | \$538,000     | <i>replace the amenities and transpiration pit* – completed by Nov-2021</i>         |
| Keppel            | Mount Archer State School      | \$700,000     | <i>security fence* – completed by Nov-2021</i>                                      |
| Mirani            | Mount Morgan State High School | \$790,966     | refurbished manual arts building – completed by Jun-2019                            |

| <b>Electorate</b> | <b>School</b>                       | <b>Budget</b> | <b>Work done</b>  |
|-------------------|-------------------------------------|---------------|---|
| Rockhampton       | North Rockhampton State High School | \$1.7M        | hard structure over tennis courts – completed by Jun-2018                                     |
|                   |                                     | \$2.4M        | refurbished the Block D and home economics area – completed in 2019-20                        |
|                   |                                     | \$200,000     | youth flexispace – completed by Jun-2021  |
|                   |                                     | \$37,786      | <i>equitable access to the multi-purpose hall stage*</i> – completed by Jun-2021              |
| Keppel            | Parkhurst State School              | \$7.8M        | new building-with learning spaces – completed by Jun-2021                                     |
| Rockhampton       | Rockhampton North Special School    | \$3.2M        | 2 projects providing 2 special education unit classrooms – all projects completed by Jun-2021 |
|                   |                                     | \$155,955     | refurbish outdoor sensory learning area – completed by Jun-2019                               |
|                   |                                     | \$371,378     | quadrangle upgrade – completed by Jun-2021  |
| Rockhampton       | Rockhampton Special School          | \$3.5M        | additional classrooms – completed by Jun-2019   |
| Rockhampton       | Rockhampton State High School       | \$1.3M        | refurbish administration area & Indigenous centre – completed by Jun-2018                     |
| Keppel            | Taranganba State School             | \$250,000     | <i>equitable access to amenities*</i> – completed by Jun-2021                                 |
|                   |                                     | \$650,000     | <i>refurbish P Block*</i> – completed by Jun-2021   |
|                   |                                     | \$862,010     | resurface multi-purpose courts – completed by Jun-2018  |
| Keppel            | The Caves State School              | \$850,000     | upgrade administration area – completed by Jun-2019   |

| Electorate  | School                    | Budget    | Work done   |
|-------------|---------------------------|-----------|---|
| Rockhampton | Wirrabara State School    | \$2.2M    | 2 GLAs, ICT area and staff centre – completed by Jun-2018                         |
| Keppel      | Yeppoon State High School | \$1.8M    | upgrade hall – completed by Jun-2018  |
|             |                           | \$5.1M    | new building – refurbished administration to 5 GLAs – completed by Jun-2020       |
|             |                           | \$870,486 | refurbish agricultural science area and tuckshop – projects completed by Jun-2020 |
|             |                           | \$85,000  | <i>equitable access to the oval* – completed by Jun-2021</i>                      |
|             |                           | \$65,000  | <i>equitable access to core classrooms* – completed by Jun-2021</i>               |
|             |                           | \$1.06M   | refurbish science Block A – completed by Nov-2021                                 |
| Keppel      | Yeppoon State School      | \$138,422 | permanent shade structure over playground – completed by Jun-2020                 |

Notes:

- \* 2020 election commitment
- GLAs – general learning areas
- STEM – Science, Technology, Engineering and Mathematics

Released under the  
 Queensland  
 Information  
 Access Act 2009

- **Going forward, we're also investing almost \$44M worth of works, including 2020 Election commitments, in 18 schools including:**

| <b>Electorate</b> | <b>Centre Name</b>                  | <b>Budget</b> | <b>Project</b>                                    |
|-------------------|-------------------------------------|---------------|---|
| Mirani            | Bouldercombe State School           | \$100,000     | <i>playground shade*</i>                          |
| Rockhampton       | Crescent Lagoon State School        | \$295,000     | <i>equitable access to amenities and B Block*</i> |
|                   |                                     | \$175,000     | <i>install a lift in Block A*</i>                 |
|                   |                                     | \$115,000     | covered shade structure over paly area            |
| Keppel            | Emu Park State School               | \$375,000     | <i>equitable access to B Block and the stage*</i> |
| Keppel            | Farnborough State School            | \$24,000      | <i>equitable access to a multi-purpose stage*</i> |
|                   |                                     | \$38,000      | <i>install a ceiling hoist*</i>                   |
| Rockhampton       | Glenmore State School               | \$250,000     | refurbish covered area                            |
| Rockhampton       | Gracemere State School              | \$400,000     | <i>security fence*</i>                            |
|                   |                                     | \$300,000     | amenities upgrade                                 |
| Keppel            | Lakes Creek State School            | \$625,000     | refurbish Block A amenities                       |
| Rockhampton       | North Rockhampton State High School | \$400,000     | refurbish Block D                                 |
| Keppel            | Parkhurst State School              | \$5.4M        | administration upgrades                           |
| Rockhampton       | Port Curtis Road State School       | \$250,000     | <i>replace the septic system*</i>                 |
| Rockhampton       | Rockhampton North Special School    | \$14.628M     | additional classrooms                             |
| Rockhampton       | Rockhampton Special School          | \$1.6M        | prefabricated building with 2 spaces              |
| Rockhampton       | Rockhampton State High School       | \$700,000     | <i>security fence*</i>                            |
|                   |                                     | \$2.5M        | <i>new aquaculture research facility*</i>         |

| <b>Electorate</b> | <b>Centre Name</b>        | <b>Budget</b> | <b>Project</b>                                      |
|-------------------|---------------------------|---------------|---|
| Keppel            | Taranganba State School   | \$250,000     | <i>equitable access to amenities*</i>               |
| Rockhampton       | The Hall State School     | \$5.0M        | <i>new multiple purpose hall*</i>                   |
| Mirani            | Westwood State School     | \$250,000     | <i>equitable access to amenities*</i>               |
| Keppel            | Yeppoon State High School | \$9.0M        | <i>specialist classrooms*</i>                       |
|                   |                           | \$200,000     | youth flexispace                                    |
| Keppel            | Yeppoon State School      | \$850,000     | <i>refurbish the STEM space* (Blocks C &amp; H)</i> |

Notes:

- \* 2020 election commitment
- STEM – Science, Technology, Engineering and Mathematics

### Air conditioning and solar panels

- The 2 remaining schools are expected to have solar panels installed by June 2022.
- On 27 February 2020, the Government announced the Cooler Cleaner Schools Program (CCSP) which will provide more than \$477M over 4 years to air condition state schools and expand the existing ACES program.
- All schools will have air conditioning by June 2022.
- The CCSP will ensure all Queensland state school classrooms, libraries and staff rooms are air conditioned by the end of June 2022, delivering more comfortable teaching and learning environments for our students, teachers and school communities.
- The CCSP replaced the Government's former Cooler Schools Program.



## Air Conditioning and Solar Panels in Schools – Rockhampton Regional Council (RRC) and Livingstone Shire Council (LSC) areas

| <b>Electorate</b> | <b>LGA</b> | <b>School Facility</b>              | <b>CSP Air Conditioning</b> | <b>ACES Solar Panels</b>       |
|-------------------|------------|-------------------------------------|-----------------------------|--------------------------------|
| Rockhampton       | RRC        | Allenstown State School             | installed (CSP)             | Phase 3 – delivery due         |
| Mirani            | RRC        | Bajool State School                 | installed (CSP)             | installed – prior to ACES      |
| Rockhampton       | RRC        | Berserker Street State School       | installed (CSP)             | Phase 1 completed – 96 panels  |
| Mirani            | RRC        | Bouldercombe State School           | installed (CSP)             | Phase 3 completed – 110 panels |
| Keppel            | LSC        | Byfield State School                | installed (CSP)             | installed – prior to ACES      |
| Keppel            | LSC        | Cawarral State School               | installed (CSP)             | Phase 2 completed – 90 panels  |
| Keppel            | LSC        | Coowonga State School               | installed (CSP)             | installed – prior to ACES      |
| Rockhampton       | RRC        | Crescent Lagoon State School        | installed (CSP)             | Phase 1 completed – 164 panels |
| Rockhampton       | RRC        | Depot Hill State School             | installed (CSP)             | installed – prior to ACES      |
| Keppel            | LSC        | Emu Park State School               | installed (CSP)             | Phase 2 completed – 237 panels |
| Keppel            | LSC        | Farnborough State School            | installed (CSP)             | Phase 3 completed – 118 panels |
| Keppel            | RRC        | Frenchville State School            | installed (CSP)             | Phase 1 completed – 274 panels |
| Rockhampton       | RRC        | Glenmore State High School          | installed (CSP)             | Phase 1 completed – 272 panels |
| Rockhampton       | RRC        | Glenmore State School               | installed (CSP)             | Phase 1 completed – 242 panels |
| Mirani            | RRC        | Gogango State School                | installed (CSP)             | installed – prior to ACES      |
| Rockhampton       | RRC        | Gracemere State School              | installed (CSP)             | Phase 2 completed – 118 panels |
| Keppel            | LSC        | Keppel Sands State School           | installed (CSP)             | installed – prior to ACES      |
| Keppel            | RRC        | Lakes Creek State School            | installed (CSP)             | Phase 1 completed – 96 panels  |
| Mirani            | LSC        | Marlborough State School            | installed (CSP)             | installed – prior to ACES      |
| Mirani            | RRC        | Marmor State School                 | installed (CSP)             | installed – prior to ACES      |
| Mirani            | LSC        | Milman State School                 | installed (CSP)             | installed – prior to ACES      |
| Keppel            | RRC        | Mount Archer State School           | installed (CSP)             | Phase 1 completed – 194 panels |
| Mirani            | RRC        | Mount Morgan Central State School   | installed (CSP)             | Phase 3 completed – 250 panels |
| Mirani            | RRC        | Mount Morgan State High School      | installed (CSP)             | Phase 3 completed – 250 panels |
| Rockhampton       | RRC        | North Rockhampton State High School | installed (CSP)             | Phase 1 completed – 258 panels |

| <b>Electorate</b> | <b>LGA</b> | <b>School Facility</b>           | <b>CSP Air Conditioning</b> | <b>ACES Solar Panels</b>       |
|-------------------|------------|----------------------------------|-----------------------------|--------------------------------|
| Rockhampton       | RRC        | Park Avenue State School         | installed (CSP)             | Phase 3 completed – 118 panels |
| Keppel            | RRC        | Parkhurst State School           | installed (CSP)             | Phase 2 completed – 238 panels |
| Rockhampton       | RRC        | Port Curtis Road State School    | installed (CSP)             | installed – prior to ACES      |
| Mirani            | RRC        | Ridgelands State School          | installed (CSP)             | installed – prior to ACES      |
| Rockhampton       | RRC        | Rockhampton North Special School | installed (CSP)             | Phase 1 completed – 90 panels  |
| Rockhampton       | RRC        | Rockhampton Special School       | installed (CSP)             | Phase 2 completed – 242 panels |
| Rockhampton       | RRC        | Rockhampton State High School    | installed (CSP)             | Phase 3 –delivery due          |
| Mirani            | RRC        | Stanwell State School            | installed (CSP)             | installed – prior to ACES      |
| Keppel            | LSC        | Taranganba State School          | installed (CSP)             | Phase 2 completed – 290 panels |
| Keppel            | LSC        | The Caves State School           | installed (CSP)             | installed – prior to ACES      |
| Rockhampton       | RRC        | The Hall State School            | installed (CSP)             | Phase 3 completed – 118 panels |
| Rockhampton       | RRC        | Waraburra State School           | installed (CSP)             | Phase 2 completed – 242 panels |
| Mirani            | RRC        | Westwood State School            | installed (CSP)             | installed – prior to ACES      |
| Keppel            | LSC        | Yeppoon State High School        | installed (CSP)             | Phase 1 completed – 288 panels |
| Keppel            | LSC        | Yeppoon State School             | installed (CSP)             | Phase 3 completed – 242 panels |

Released under FOIA

## Rockhampton Railyard Purchase and Redevelopment

### Recommended response

- In December 2021, the Government signed a contract with Aurizon Holdings to buy-back of the 17.32ha Rockhampton Railyard site.
- The Rockhampton Railyard redevelopment will transform the site, with opportunities for local industry across multiple labour markets.
- The Department of Transport and Main Roads (DTMR) is investigating redevelopment opportunities of the site such as fostering rollingstock supply chain capabilities including manufacturing, stabling, education and community amenity.

### Key facts

- DTMR expects a contract to be unconditional before mid-2022 and will complete a strategic assessment and identify viable ways to establish Rockhampton as a rail manufacturing supply chain hub.
- The property comprises two adjoining lots. Linfox owns 50 per cent of the site (the southern half) and operates an intermodal freight terminal.
- The site features a rollingstock depot, workshop facility and other rail infrastructure with heritage listed areas from the early 1900s, including one of only two remaining full circle roundhouses in Australia.
- In early 2021, Rockhampton Regional Council (RRC) approved a development application for a variation to the planning scheme, to develop the site for educational, community, retail and industrial uses.
- DTMR is working with RRC to determine uses for the site that support the region's growth strategies, existing industries and appropriately manage and maintain the site's heritage areas.

### Background

- Part of the site is on the Queensland State Heritage Register, which will need to be considered with respect to future use.
- In mid-2021, DTMR undertook a Registration of Interest process with local industry to gather details of potential uses for the site and understand capabilities of local businesses and suppliers that would like to be involved in the development or future use of the site. Through this process, DTMR received 20 responses and a range of offers from service providers.
- DTMR plans to undertake further engagement with key stakeholders and local industry in early- 2022 to discuss redevelopment opportunities and gather ideas for consideration.
- DTMR engaged with the Department of State Development, Infrastructure, Local Government and Planning and the Department of Regional Development, Manufacturing and Water in developing opportunities for the site.

## COVID-19 – Economic Support and Recovery

### Recommended response

- The Government has been quick to respond to COVID-19 pandemic.
- To support business and families, the Government has invested **\$8 billion in a range of assistance initiatives and job creating projects.**
- In the Rockhampton and Livingstone areas, we have assisted businesses through:
  - **\$3.7M in Small Business support and adaption grants** supporting 422 businesses; and
  - **\$13.3M from our \$1 billion Jobs Support Loan scheme** to 93 businesses supporting 1,328 jobs locally.
- **\$10.98M in Payroll Tax Relief** to 363 businesses in Central Queensland area.
- As our State continues to open, we will continue to work with the Federal Government, so businesses and industry get the necessary support.

### Key facts

| Government commitment                 | Progress<br><i>Rockhampton Regional Council (RRC), Livingstone Shire Council (LSC) and Central Qld SA4 area (CQ SA4)</i>   |                    |                      |             |           |
|---------------------------------------|--|--------------------|----------------------|-------------|-----------|
| 2021 COVID-19 Business Support Grants | <ul style="list-style-type: none"> <li>• Applications closed in November 2021</li> <li>• As at 25 January 2022:</li> </ul> |                    |                      |             |           |
|                                       | Council area   | No of grants paid  |                      |             | Funding   |
|                                       |  | Businesses support | Birder zone hardship | Sole trader |           |
|                                       | Statewide  | 30,785             | 391                  | 4,268       | \$320.84M |
| RRC                                   | 57   | N/A                | 2                    | \$588,000   |           |
| LSC                                   | 20   | N/A                | N/A                  | \$216,000   |           |

| <b>Government commitment</b>  | <b>Progress</b><br><i>Rockhampton Regional Council (RRC), Livingstone Shire Council (LSC) and Central Qld SA4 area (CQ SA4)</i>  |                   |                |                  |      |                  |                   |                |                  |              |          |         |         |         |           |     |           |           |              |     |           |           |              |     |        |         |         |           |    |           |        |     |    |           |           |
|---|--|-------------------|----------------|------------------|------|------------------|-------------------|----------------|------------------|--------------|----------|---------|---------|---------|-----------|-----|-----------|-----------|--------------|-----|-----------|-----------|--------------|-----|--------|---------|---------|-----------|----|-----------|--------|-----|----|-----------|-----------|
| 2021-22<br>Tourism and hospitality sector hardship grants                       | <ul style="list-style-type: none"> <li>As at 25 January 2022</li> </ul> <table border="1" data-bbox="486 392 1476 627"> <thead> <tr> <th>Area</th> <th>No of businesses</th> <th colspan="2">Paid grants</th> </tr> </thead> <tbody> <tr> <td>Statewide</td> <td>3,467</td> <td colspan="2">\$107.2M</td> </tr> <tr> <td>RRC</td> <td>5</td> <td colspan="2">\$150,000</td> </tr> <tr> <td>LSC</td> <td>7</td> <td colspan="2">\$210,000</td> </tr> </tbody> </table>  |                   |                |                  | Area | No of businesses | Paid grants       |                | Statewide        | 3,467        | \$107.2M |         | RRC     | 5       | \$150,000 |     | LSC       | 7         | \$210,000    |     |           |           |              |     |        |         |         |           |    |           |        |     |    |           |           |
| Area  | No of businesses   | Paid grants       |                |                  |      |                  |                   |                |                  |              |          |         |         |         |           |     |           |           |              |     |           |           |              |     |        |         |         |           |    |           |        |     |    |           |           |
| Statewide   | 3,467  | \$107.2M          |                |                  |      |                  |                   |                |                  |              |          |         |         |         |           |     |           |           |              |     |           |           |              |     |        |         |         |           |    |           |        |     |    |           |           |
| RRC   | 5  | \$150,000         |                |                  |      |                  |                   |                |                  |              |          |         |         |         |           |     |           |           |              |     |           |           |              |     |        |         |         |           |    |           |        |     |    |           |           |
| LSC   | 7  | \$210,000         |                |                  |      |                  |                   |                |                  |              |          |         |         |         |           |     |           |           |              |     |           |           |              |     |        |         |         |           |    |           |        |     |    |           |           |
| \$200M for <u>Small Business Adaption grants</u> of up to \$10,000 (Rnds 1 & 2) | <ul style="list-style-type: none"> <li>Final payments October 2021:</li> </ul> <table border="1" data-bbox="486 694 1476 1108"> <thead> <tr> <th></th> <th></th> <th>No of Grants Paid</th> <th>Funding</th> </tr> </thead> <tbody> <tr> <td rowspan="3"><b>Rnd 1</b></td> <td>QLD</td> <td>9,161</td> <td>\$81.8M</td> </tr> <tr> <td>RRC</td> <td>83</td> <td>\$692,635</td> </tr> <tr> <td>LSC</td> <td>46</td> <td>\$413,603</td> </tr> <tr> <td rowspan="3"><b>Rnd 2</b></td> <td>QLD</td> <td>11,337</td> <td>\$100.5M</td> </tr> <tr> <td>RRC</td> <td>208</td> <td>\$1.9M</td> </tr> <tr> <td>LSC</td> <td>85</td> <td>\$723,049</td> </tr> </tbody> </table>  |                   |                |                  |      |                  | No of Grants Paid | Funding        | <b>Rnd 1</b>     | QLD          | 9,161    | \$81.8M | RRC     | 83      | \$692,635 | LSC | 46        | \$413,603 | <b>Rnd 2</b> | QLD | 11,337    | \$100.5M  | RRC          | 208 | \$1.9M | LSC     | 85      | \$723,049 |    |           |        |     |    |           |           |
|   |  | No of Grants Paid | Funding        |                  |      |                  |                   |                |                  |              |          |         |         |         |           |     |           |           |              |     |           |           |              |     |        |         |         |           |    |           |        |     |    |           |           |
| <b>Rnd 1</b>  | QLD  | 9,161             | \$81.8M        |                  |      |                  |                   |                |                  |              |          |         |         |         |           |     |           |           |              |     |           |           |              |     |        |         |         |           |    |           |        |     |    |           |           |
|   | RRC  | 83                | \$692,635      |                  |      |                  |                   |                |                  |              |          |         |         |         |           |     |           |           |              |     |           |           |              |     |        |         |         |           |    |           |        |     |    |           |           |
|   | LSC  | 46                | \$413,603      |                  |      |                  |                   |                |                  |              |          |         |         |         |           |     |           |           |              |     |           |           |              |     |        |         |         |           |    |           |        |     |    |           |           |
| <b>Rnd 2</b>  | QLD  | 11,337            | \$100.5M       |                  |      |                  |                   |                |                  |              |          |         |         |         |           |     |           |           |              |     |           |           |              |     |        |         |         |           |    |           |        |     |    |           |           |
|   | RRC  | 208               | \$1.9M         |                  |      |                  |                   |                |                  |              |          |         |         |         |           |     |           |           |              |     |           |           |              |     |        |         |         |           |    |           |        |     |    |           |           |
|   | LSC  | 85                | \$723,049      |                  |      |                  |                   |                |                  |              |          |         |         |         |           |     |           |           |              |     |           |           |              |     |        |         |         |           |    |           |        |     |    |           |           |
| \$1 billion concessional <u>Jobs Support Loan scheme</u>                        | <ul style="list-style-type: none"> <li>The loan scheme finalised as at 31 October 2020: <ul style="list-style-type: none"> <li>State-wide – 6,928 applications approved receiving \$996M and supporting 86,464 jobs</li> <li>RRC – 62 applications approved receiving \$10M and supporting 929 jobs</li> <li>LSC – 21 applications approved receiving \$3.3M and supporting 399 jobs</li> </ul> </li> <li>No repayments due in year 1 with interest only repayments due in years 2 and 3.</li> </ul>   |                   |                |                  |      |                  |                   |                |                  |              |          |         |         |         |           |     |           |           |              |     |           |           |              |     |        |         |         |           |    |           |        |     |    |           |           |
| <u>Household resilience grants</u> for households in cyclone affected areas     | <ul style="list-style-type: none"> <li>Jointly funded with Federal Government</li> <li>As at December 2021:</li> </ul> <table border="1" data-bbox="486 1702 1476 2161"> <thead> <tr> <th></th> <th></th> <th>No of Projects</th> <th>Grants Funding</th> <th>Total Work Value</th> </tr> </thead> <tbody> <tr> <td rowspan="3"><b>Rnd 1</b></td> <td>QLD</td> <td>1,748</td> <td>\$18.2M</td> <td>\$29.7M</td> </tr> <tr> <td>RRC</td> <td>87</td> <td>\$879,657</td> <td>\$1.5M</td> </tr> <tr> <td>LSC</td> <td>42</td> <td>\$422,760</td> <td>\$622,198</td> </tr> <tr> <td rowspan="3"><b>Rnd 2</b></td> <td>QLD</td> <td>1,783</td> <td>\$18.7M</td> <td>\$31.3M</td> </tr> <tr> <td>RRC</td> <td>62</td> <td>\$622,676</td> <td>\$1.2M</td> </tr> <tr> <td>LSC</td> <td>28</td> <td>\$265,135</td> <td>\$432,623</td> </tr> </tbody> </table> |                   |                |                  |      |                  | No of Projects    | Grants Funding | Total Work Value | <b>Rnd 1</b> | QLD      | 1,748   | \$18.2M | \$29.7M | RRC       | 87  | \$879,657 | \$1.5M    | LSC          | 42  | \$422,760 | \$622,198 | <b>Rnd 2</b> | QLD | 1,783  | \$18.7M | \$31.3M | RRC       | 62 | \$622,676 | \$1.2M | LSC | 28 | \$265,135 | \$432,623 |
|   |  | No of Projects    | Grants Funding | Total Work Value |      |                  |                   |                |                  |              |          |         |         |         |           |     |           |           |              |     |           |           |              |     |        |         |         |           |    |           |        |     |    |           |           |
| <b>Rnd 1</b>  | QLD  | 1,748             | \$18.2M        | \$29.7M          |      |                  |                   |                |                  |              |          |         |         |         |           |     |           |           |              |     |           |           |              |     |        |         |         |           |    |           |        |     |    |           |           |
|   | RRC  | 87                | \$879,657      | \$1.5M           |      |                  |                   |                |                  |              |          |         |         |         |           |     |           |           |              |     |           |           |              |     |        |         |         |           |    |           |        |     |    |           |           |
|   | LSC  | 42                | \$422,760      | \$622,198        |      |                  |                   |                |                  |              |          |         |         |         |           |     |           |           |              |     |           |           |              |     |        |         |         |           |    |           |        |     |    |           |           |
| <b>Rnd 2</b>  | QLD  | 1,783             | \$18.7M        | \$31.3M          |      |                  |                   |                |                  |              |          |         |         |         |           |     |           |           |              |     |           |           |              |     |        |         |         |           |    |           |        |     |    |           |           |
|   | RRC  | 62                | \$622,676      | \$1.2M           |      |                  |                   |                |                  |              |          |         |         |         |           |     |           |           |              |     |           |           |              |     |        |         |         |           |    |           |        |     |    |           |           |
|   | LSC  | 28                | \$265,135      | \$432,623        |      |                  |                   |                |                  |              |          |         |         |         |           |     |           |           |              |     |           |           |              |     |        |         |         |           |    |           |        |     |    |           |           |

| <b>Government commitment</b>                                     | <b>Progress</b><br><i>Rockhampton Regional Council (RRC), Livingstone Shire Council (LSC) and Central Qld SA4 area (CQ SA4)</i>   |       |           |   |      |   |      |   |      |  |              |
|--|---|-------|-----------|---|------|---|------|---|------|--|--------------|
| \$950M in <u>payroll tax relief</u> measures                     | <ul style="list-style-type: none"> <li>As at June 2021:                             <ul style="list-style-type: none"> <li>State-wide – 17,566 businesses receiving \$501.9M</li> <li>CQ SA4– 363 businesses receiving \$10.98M</li> </ul> </li> <li>Program closed to new applications</li> </ul>  |       |           |   |      |   |      |   |      |  |              |
| \$400M in <u>land tax relief</u> and payment deferrals (2020-21) | <ul style="list-style-type: none"> <li>As at June 2021:                             <ul style="list-style-type: none"> <li>State-wide – 21,949 parcels of land had \$165.5M waived</li> <li>CQ SA4 area – 444 parcels of land had \$1.3M waived</li> </ul> </li> <li>Land Tax relief was extended to 31 October 2020</li> <li>Program closed to new applications</li> </ul>   |       |           |   |      |   |      |   |      |  |              |
| \$15M Queensland Domestic Aviation Route Restart Program         | <ul style="list-style-type: none"> <li>Being delivered in 3 phases</li> </ul> <table border="1" data-bbox="488 1014 855 1350"> <thead> <tr> <th>Phase</th> <th>Statewide</th> </tr> </thead> <tbody> <tr> <td>1</td> <td>\$5M</td> </tr> <tr> <td>2</td> <td>\$5M</td> </tr> <tr> <td>3</td> <td>\$5M</td> </tr> <tr> <td></td> <td><b>total</b></td> </tr> </tbody> </table> <p><b>Commercial in confidence</b><br/>                     Exempt Sch 3(8)(1) Breach of Confidence</p> <ul style="list-style-type: none"> <li>Phase 1 – \$5M to support 16 airports negotiate with airlines to establish <u>intrastate</u> routes:</li> <li>Phase 2 – \$5M for key airports to negotiate with carriers to secure <u>interstate</u> aviation routes: and</li> <li>Phase 3 – \$5M for specific initiatives.</li> </ul> | Phase | Statewide | 1 | \$5M | 2 | \$5M | 3 | \$5M |  | <b>total</b> |
| Phase  | Statewide   |       |           |   |      |   |      |   |      |  |              |
| 1  | \$5M  |       |           |   |      |   |      |   |      |  |              |
| 2  | \$5M  |       |           |   |      |   |      |   |      |  |              |
| 3  | \$5M  |       |           |   |      |   |      |   |      |  |              |
|  | <b>total</b>  |       |           |   |      |   |      |   |      |  |              |

RELEASED UNDER THE RTI ACT 2009  
 DOCUMENTS Release Copy RTID580 Part 6 - 46 of 74

| <b>Government commitment</b>                      | <b>Progress</b><br><i>Rockhampton Regional Council (RRC), Livingstone Shire Council (LSC) and Central Qld SA4 area (CQ SA4)</i>  |               |                |          |         |             |    |       |         |             |    |       |         |             |    |       |         |                  |   |     |         |             |   |   |         |              |           |              |                |               |                |          |         |             |    |       |         |             |    |      |         |             |    |       |         |                  |    |      |         |             |   |   |         |              |           |              |                |
|---|--|---------------|----------------|----------|---------|-------------|----|-------|---------|-------------|----|-------|---------|-------------|----|-------|---------|------------------|---|-----|---------|-------------|---|---|---------|--------------|-----------|--------------|----------------|---------------|----------------|----------|---------|-------------|----|-------|---------|-------------|----|------|---------|-------------|----|-------|---------|------------------|----|------|---------|-------------|---|---|---------|--------------|-----------|--------------|----------------|
| Works for Queensland funding (as at January 2022) | <ul style="list-style-type: none"> <li>• Summary of funding for projects within <b>RRC</b> <table border="1" data-bbox="488 405 1461 860"> <thead> <tr> <th>Funding round</th> <th>No of projects</th> <th>Act Jobs</th> <th>Funding</th> </tr> </thead> <tbody> <tr> <td>WFQ 2016-17</td> <td>10</td> <td>385.0</td> <td>\$9.38M</td> </tr> <tr> <td>WFQ 2017-19</td> <td>17</td> <td>263.0</td> <td>\$9.05M</td> </tr> <tr> <td>WFQ 2019-21</td> <td>11</td> <td>180.0</td> <td>\$8.79M</td> </tr> <tr> <td>2020-21 COVID-19</td> <td>1</td> <td>9.0</td> <td>\$6.44M</td> </tr> <tr> <td>WFQ 2021-24</td> <td>3</td> <td>0</td> <td>\$9.46M</td> </tr> <tr> <td><b>Total</b></td> <td><b>42</b></td> <td><b>837.0</b></td> <td><b>\$43.1M</b></td> </tr> </tbody> </table> </li> <br/> <li>• Summary of funding for projects within <b>LSC</b> <table border="1" data-bbox="488 972 1461 1426"> <thead> <tr> <th>Funding round</th> <th>No of projects</th> <th>Act Jobs</th> <th>Funding</th> </tr> </thead> <tbody> <tr> <td>WFQ 2016-17</td> <td>11</td> <td>196.0</td> <td>\$3.50M</td> </tr> <tr> <td>WFQ 2017-19</td> <td>18</td> <td>91.0</td> <td>\$3.49M</td> </tr> <tr> <td>WFQ 2019-21</td> <td>19</td> <td>116.0</td> <td>\$3.41M</td> </tr> <tr> <td>2020-21 COVID-19</td> <td>17</td> <td>68.0</td> <td>\$2.58M</td> </tr> <tr> <td>WFQ 2021-24</td> <td>8</td> <td>0</td> <td>\$3.50M</td> </tr> <tr> <td><b>Total</b></td> <td><b>73</b></td> <td><b>471.0</b></td> <td><b>\$16.5M</b></td> </tr> </tbody> </table> </li> </ul> | Funding round | No of projects | Act Jobs | Funding | WFQ 2016-17 | 10 | 385.0 | \$9.38M | WFQ 2017-19 | 17 | 263.0 | \$9.05M | WFQ 2019-21 | 11 | 180.0 | \$8.79M | 2020-21 COVID-19 | 1 | 9.0 | \$6.44M | WFQ 2021-24 | 3 | 0 | \$9.46M | <b>Total</b> | <b>42</b> | <b>837.0</b> | <b>\$43.1M</b> | Funding round | No of projects | Act Jobs | Funding | WFQ 2016-17 | 11 | 196.0 | \$3.50M | WFQ 2017-19 | 18 | 91.0 | \$3.49M | WFQ 2019-21 | 19 | 116.0 | \$3.41M | 2020-21 COVID-19 | 17 | 68.0 | \$2.58M | WFQ 2021-24 | 8 | 0 | \$3.50M | <b>Total</b> | <b>73</b> | <b>471.0</b> | <b>\$16.5M</b> |
| Funding round                                     | No of projects   | Act Jobs      | Funding        |          |         |             |    |       |         |             |    |       |         |             |    |       |         |                  |   |     |         |             |   |   |         |              |           |              |                |               |                |          |         |             |    |       |         |             |    |      |         |             |    |       |         |                  |    |      |         |             |   |   |         |              |           |              |                |
| WFQ 2016-17                                       | 10   | 385.0         | \$9.38M        |          |         |             |    |       |         |             |    |       |         |             |    |       |         |                  |   |     |         |             |   |   |         |              |           |              |                |               |                |          |         |             |    |       |         |             |    |      |         |             |    |       |         |                  |    |      |         |             |   |   |         |              |           |              |                |
| WFQ 2017-19                                       | 17   | 263.0         | \$9.05M        |          |         |             |    |       |         |             |    |       |         |             |    |       |         |                  |   |     |         |             |   |   |         |              |           |              |                |               |                |          |         |             |    |       |         |             |    |      |         |             |    |       |         |                  |    |      |         |             |   |   |         |              |           |              |                |
| WFQ 2019-21                                       | 11   | 180.0         | \$8.79M        |          |         |             |    |       |         |             |    |       |         |             |    |       |         |                  |   |     |         |             |   |   |         |              |           |              |                |               |                |          |         |             |    |       |         |             |    |      |         |             |    |       |         |                  |    |      |         |             |   |   |         |              |           |              |                |
| 2020-21 COVID-19                                  | 1  | 9.0           | \$6.44M        |          |         |             |    |       |         |             |    |       |         |             |    |       |         |                  |   |     |         |             |   |   |         |              |           |              |                |               |                |          |         |             |    |       |         |             |    |      |         |             |    |       |         |                  |    |      |         |             |   |   |         |              |           |              |                |
| WFQ 2021-24                                       | 3  | 0             | \$9.46M        |          |         |             |    |       |         |             |    |       |         |             |    |       |         |                  |   |     |         |             |   |   |         |              |           |              |                |               |                |          |         |             |    |       |         |             |    |      |         |             |    |       |         |                  |    |      |         |             |   |   |         |              |           |              |                |
| <b>Total</b>                                      | <b>42</b>  | <b>837.0</b>  | <b>\$43.1M</b> |          |         |             |    |       |         |             |    |       |         |             |    |       |         |                  |   |     |         |             |   |   |         |              |           |              |                |               |                |          |         |             |    |       |         |             |    |      |         |             |    |       |         |                  |    |      |         |             |   |   |         |              |           |              |                |
| Funding round                                     | No of projects   | Act Jobs      | Funding        |          |         |             |    |       |         |             |    |       |         |             |    |       |         |                  |   |     |         |             |   |   |         |              |           |              |                |               |                |          |         |             |    |       |         |             |    |      |         |             |    |       |         |                  |    |      |         |             |   |   |         |              |           |              |                |
| WFQ 2016-17                                       | 11   | 196.0         | \$3.50M        |          |         |             |    |       |         |             |    |       |         |             |    |       |         |                  |   |     |         |             |   |   |         |              |           |              |                |               |                |          |         |             |    |       |         |             |    |      |         |             |    |       |         |                  |    |      |         |             |   |   |         |              |           |              |                |
| WFQ 2017-19                                       | 18   | 91.0          | \$3.49M        |          |         |             |    |       |         |             |    |       |         |             |    |       |         |                  |   |     |         |             |   |   |         |              |           |              |                |               |                |          |         |             |    |       |         |             |    |      |         |             |    |       |         |                  |    |      |         |             |   |   |         |              |           |              |                |
| WFQ 2019-21                                       | 19   | 116.0         | \$3.41M        |          |         |             |    |       |         |             |    |       |         |             |    |       |         |                  |   |     |         |             |   |   |         |              |           |              |                |               |                |          |         |             |    |       |         |             |    |      |         |             |    |       |         |                  |    |      |         |             |   |   |         |              |           |              |                |
| 2020-21 COVID-19                                  | 17   | 68.0          | \$2.58M        |          |         |             |    |       |         |             |    |       |         |             |    |       |         |                  |   |     |         |             |   |   |         |              |           |              |                |               |                |          |         |             |    |       |         |             |    |      |         |             |    |       |         |                  |    |      |         |             |   |   |         |              |           |              |                |
| WFQ 2021-24                                       | 8  | 0             | \$3.50M        |          |         |             |    |       |         |             |    |       |         |             |    |       |         |                  |   |     |         |             |   |   |         |              |           |              |                |               |                |          |         |             |    |       |         |             |    |      |         |             |    |       |         |                  |    |      |         |             |   |   |         |              |           |              |                |
| <b>Total</b>                                      | <b>73</b>  | <b>471.0</b>  | <b>\$16.5M</b> |          |         |             |    |       |         |             |    |       |         |             |    |       |         |                  |   |     |         |             |   |   |         |              |           |              |                |               |                |          |         |             |    |       |         |             |    |      |         |             |    |       |         |                  |    |      |         |             |   |   |         |              |           |              |                |

Release Copy

## COVID-19 – Tourism Support and Recovery

### Recommended response

- The tourism industry was one of the first industries to be impacted by COVID-19.
- This is an industry that supported **one in 10 Queensland jobs** before the Coronavirus pandemic.
- Through our \$1 billion concessional Jobs Support Loan scheme, 11 tourism businesses in **Rockhampton Regional Council and Livingstone Shire councils received \$2.1M supporting 160 local jobs.**
- Through our \$50M Growing Tourism Infrastructure Fund we have provided nearly **\$800,000 to support** the Capricorn Dinosaur Park for a dinosaur themed tourist attraction, including mini-golf, 35 x life size dinosaurs and other activities.
- Through our Growing Indigenous Tourism program, we provided \$50,000 for the:
  - Dreamtime Cultural Centre / Dreamtime Cultural Centre site master plan; and
  - Darumbal People Aboriginal Corporation RNTBC/ Yadaba Nunthi Nurrim for its native foods cafe and cultural tours.

### Key facts

| Government commitment                                    | Progress   |
|--|--|
|  | <i>Rockhampton Regional Council (RRC), Livingstone Shire Council (LSC) and Central Qld SA4 area (CQ SA4)</i>   |
| \$1 billion concessional <u>Jobs Support Loan scheme</u> | <ul style="list-style-type: none"> <li>• The loan scheme finalised as at 31 October 2020:                             <ul style="list-style-type: none"> <li>– 7 RRC tourism-related businesses received \$1.1M and supported 72 jobs</li> <li>– 4 LSC tourism-related businesses received \$972,587 and supported 88 jobs</li> </ul> </li> <li>• No repayments due in year 1 with interest only repayments due in years 2 and 3.</li> </ul> |



| Government commitment                                     | Progress   |   |  |       |                  |                          |           |       |   |     |      |           |      |              |           |  |  |
|---|--|---|--|-------|------------------|--------------------------|-----------|-------|---|-----|------|-----------|------|--------------|-----------|--|--|
|   | <i>Rockhampton Regional Council (RRC), Livingstone Shire Council (LSC) and Central Qld SA4 area (CQ SA4)</i>   |   |  |       |                  |                          |           |       |   |     |      |           |      |              |           |  |  |
| 2021-22<br>Tourism and hospitality sector hardship grants | <ul style="list-style-type: none"> <li>As at 25 January 2022</li> </ul> <table border="1" style="width: 100%; border-collapse: collapse;"> <thead> <tr> <th style="background-color: #cccccc;">Area</th> <th style="background-color: #cccccc;">No of businesses</th> <th style="background-color: #cccccc;">Paid grants</th> </tr> </thead> <tbody> <tr> <td>Statewide</td> <td style="text-align: center;">3,467</td> <td style="text-align: center;">\$107.2M</td> </tr> <tr> <td>RRC</td> <td style="text-align: center;">5</td> <td style="text-align: center;">\$150,000</td> </tr> <tr> <td>LSC</td> <td style="text-align: center;">7</td> <td style="text-align: center;">\$210,000</td> </tr> </tbody> </table>  |   |  | Area  | No of businesses | Paid grants              | Statewide | 3,467 | \$107.2M                                | RRC | 5    | \$150,000 | LSC  | 7            | \$210,000 |  |  |
| Area  | No of businesses   | Paid grants                             |  |       |                  |                          |           |       |   |     |      |           |      |              |           |  |  |
| Statewide   | 3,467  | \$107.2M                                |  |       |                  |                          |           |       |   |     |      |           |      |              |           |  |  |
| RRC   | 5  | \$150,000                               |  |       |                  |                          |           |       |   |     |      |           |      |              |           |  |  |
| LSC   | 7  | \$210,000                               |  |       |                  |                          |           |       |   |     |      |           |      |              |           |  |  |
| \$5M COVID-19 International Tourism Adaptation Program    | <ul style="list-style-type: none"> <li>Program closed in May 2021:                             <ul style="list-style-type: none"> <li>RRC – 4 applications approved for \$39,349</li> <li>LSC – 2 applications approved for \$20,000</li> </ul> </li> </ul>  |   |  |       |                  |                          |           |       |   |     |      |           |      |              |           |  |  |
| \$15M Queensland Domestic Aviation Route Restart Program  | <ul style="list-style-type: none"> <li>Being delivered in 3 phases</li> </ul> <table border="1" style="width: 100%; border-collapse: collapse;"> <thead> <tr> <th style="background-color: #cccccc;">Phase</th> <th style="background-color: #cccccc;">Statewide</th> <th style="background-color: #cccccc;">Commercial in confidence</th> </tr> </thead> <tbody> <tr> <td>1</td> <td style="text-align: center;">\$5M</td> <td rowspan="5" style="border: 2px solid red; vertical-align: top; padding: 5px;">                     Exempt Sch 3(8)(1) Breach of Confidence                 </td> </tr> <tr> <td>2</td> <td style="text-align: center;">\$5M</td> </tr> <tr> <td>3</td> <td style="text-align: center;">\$5M</td> </tr> <tr> <td colspan="2" style="text-align: center;"><b>total</b></td> </tr> <tr> <td colspan="2"></td> </tr> </tbody> </table> <ul style="list-style-type: none"> <li>Phase 1 – \$5M to support 16 airports negotiate with airlines to establish <u>intrastate</u> routes:</li> <li>Phase 2 – \$5M for key airports to negotiate with carriers to secure <u>interstate</u> aviation routes: and</li> <li>Phase 3 – \$5M for specific initiatives.</li> </ul> |   |  | Phase | Statewide        | Commercial in confidence | 1         | \$5M  | Exempt Sch 3(8)(1) Breach of Confidence | 2   | \$5M | 3         | \$5M | <b>total</b> |           |  |  |
| Phase   | Statewide  | Commercial in confidence                |  |       |                  |                          |           |       |   |     |      |           |      |              |           |  |  |
| 1   | \$5M   | Exempt Sch 3(8)(1) Breach of Confidence |  |       |                  |                          |           |       |   |     |      |           |      |              |           |  |  |
| 2   | \$5M   |   |  |       |                  |                          |           |       |   |     |      |           |      |              |           |  |  |
| 3   | \$5M   |   |  |       |                  |                          |           |       |   |     |      |           |      |              |           |  |  |
| <b>total</b>  |  |   |  |       |                  |                          |           |       |   |     |      |           |      |              |           |  |  |
|   |  |   |  |       |                  |                          |           |       |   |     |      |           |      |              |           |  |  |

**\$50M Growing Tourism Infrastructure Fund (2018 and 2020)**

- Capricorn Dinosaur Park (Cooberrie Park Wildlife Sanctuary) – \$796,398 for a dinosaur themed tourist attraction, including mini-golf, 35 x life size dinosaurs and other activities – the mini golf opened in December 2021 with the other activities to follow and supported 8 jobs during construction and 6 ongoing operational jobs.

### \$7M Growing Indigenous Tourism

- The successful project within Bundaberg Regional Council area:
  - \$25,000 for Dreamtime Cultural Centre / Dreamtime Cultural Centre site master plan; and
  - \$25,000 for Darumbal People Aboriginal Corporation, RNTBC/ Yadaba Nunthi Nurrin for its native foods cafe and cultural tours.

### Tourism industry sentiment

Overall assessment for the Southern Great barrier Reef tourism region

- In the year ending September 2021, total overnight expenditure decreased by 1.2% to \$1.3 billion compared with the pre-COVID year ending December 2019 reflecting a 14.1% reduction in total visitation to 2.1 million.
- In the September quarter 2021, visitation was down 13.9% compared to the September quarter 2019 and visitor nights were down 26.3%.
- The larger decrease in nights than visitation may be due to the lack of international travel, since international visitors stay for longer on average than domestic visitors.
- This data for September 2021, reflects a 19.4% increase in spend per night to \$158 per night. The increase in spend per night is due to an increase in spending on both accommodation and food and drink.
- In the year ending September 2021, compared to 2019:
  - visits to friends and relatives **decreased** 14.1% to 595,000;
  - business visits were **down** 30.8% to 518,000; and
  - holiday visitation **grew** by 15.3% to a record 848,000.

## LNP

- If the Leader of the Opposition and the LNP had their way, Qld borders would have opened at the worst possible time, exposing Queenslanders to the health risks of community transmission of COVID-19 and wreaking havoc on the economy.
- I will always listen to the health advice. The Leader of the Opposition has displayed a lack of judgement in this emergency and just blows with the political wind.
- The last LNP Government
  - took their eye off tourism and conceded market share to the southern states.
  - attracted only six new or increased airline services bringing in just 557,000 seats; (since 2015, my Government has assisted 29 new or additional services bringing in 3.3 million seats)
  - cut \$188M from the tourism industry funding support and severely limited Tourism and Events Queensland's (TEQ) ability to plan for the long term with no funding certainty to enter into multi-year event partnerships or to secure long-term marketing contracts.
- The LNP's short-sighted vision for tourism put thousands of Queensland jobs at risk.

Released under the RTI Act

## Health Overview – Central Qld Hospital and Health Service

- All data as at 16 February 2022.

### Covid-19 cases

- Across **Queensland**, **513,387 recorded cases** of Covid-19, of which **33,425** were **active cases** and **438 people had died**.
- Across the **Central Qld Hospital and Health Service (HHS)**, there were **7,980 recorded cases** of Covid-19, of which there were **632 active cases**. There have been **8 deaths** recorded in the Central Qld HHS area.
- Central Qld HHS was managing 161 cases of COVID-19:
  - 14 in-patients with Covid-19 – 1 patient in ICU; and
  - 147 people with Covid-19 at home.
- There have been:
  - within the Rockhampton Regional Council area, 2,798 recorded cases of Covid-19, of which 2,776 cases were recorded since 13 December 2021.
  - within the Livingstone Shire Council area, 1,376 recorded cases of Covid-19, of which 1,373 cases were recorded since 13 December 2021.

### Vaccinations – Percentage of Queensland population vaccinated

|               | At least 1 dose | 2 doses | booster |
|---------------|-----------------|---------|---------|
| 16 yrs & over | 92.430%         | 90.43%  | 62.33%  |
| 12-15 yrs     | 91.46%          | 89.17%  |         |
| 5-11 yrs      | 41.50%          | 0.35%   |         |

- Central Qld HHS has **administered a total of 144,457 vaccine doses**, and **3,555 paediatric vaccine doses** administered since 10 January 2022.

### Staff impacts

- Central Qld HHS had:
  - 17 staff registered as being Covid-19 positive;
  - 13 staff were quarantined; and
  - no staff were in the workplace under *critically essential worker provision*.

## Infrastructure

- The Government has delivered \$217.84M worth of upgrades to the Rockhampton hospital and is preparing to commence construction another \$31.5M worth of upgrades including the 2020 election commitment – *\$12.8M for an additional 6-bed expansion and refurbishment of the mental health ward at the Rockhampton Hospital.*

## **Key facts**

- The 2021-22 Central Qld HHS budget is **\$691M in operational funding.**
- In addition, we've committed millions of dollars in upgrades to Central Qld health infrastructure.
- There are more than **3,494 staff in the Central Qld HHS making it one of the largest employers in the region.**
- Since 2015, in the Central Qld region, my Government has hired:
  - 134 more doctors; and
  - 420 more nurses and midwives.

## Infrastructure

- **ROCKHAMPTON HOSPITAL**
  - **\$189.84M Rockhampton Hospital expansion** – redeveloped and upgraded major clinical areas including Emergency Department, Central Sterilisation Services, a new ward block, upgraded kitchen and hotel services, and new theatres – project was completed in June 2019 and supported 564 jobs during construction.
  - **\$2.5M Coronary Care Unit expansion** – construction of six telemetry beds to expand the unit – project was completed in August 2020 and supported 7 jobs during construction.
  - **\$25.5M Hospital carpark** – with a total of 705 car parks spaces, 25 motorbikes and 20 push bike spaces – project was completed in February 2019 and supported 75 jobs during construction.
  - **\$18.2M Cardiac Hybrid Theatre** – delivery of a cardiac hybrid theatre to establish diagnostic and interventional cardiac services to support various cardiovascular procedures – construction expected to be undertaken between November 2022 and December 2023 and support around 52 jobs during construction.

- **\$6M Mental Health Ward expansion** – a 2020 election commitment for a six bed expansion and refurbishment of a low dependency unit in the Adult Mental Health Inpatient Unit – construction dates are yet to be determined.
- **\$6.85M Central Queensland HHS Mental Health Inpatient Unit** – upgrade the adult mental health services and anti-ligature – construction expected to be undertaken between June 2022 and June 2023 and support around 20 jobs during construction. It is likely this project will be delivered in conjunction with the \$6M Mental Health Ward expansion project.
- **\$0.5M Emergency Department expansion** – preliminary and detailed business cases – to develop a Preliminary Business Case and Detailed Business Case for the expansion of the Emergency Department – the business case is expected to be completed in August 2022.
- **\$16.26M Rockhampton Alcohol and Other Drug Residential Rehabilitation Facility** – a new 42 bed rehabilitation and treatment facility – project was completed in October 2021 and supported 48 jobs during construction.
- **\$4.51M Cec Pritchard Nursing Centre wing refurbishment, North Rockhampton** – complete redesign and refurbishment to improve residential care accommodation services – project was completed in February 2019 and supported 17 jobs during construction.
- **\$16.9M Mater Private Hospital Gladstone** – purchase and upgrade of the hospital to further expand public health services – project is expected to be completed in June 2022.
- **\$38M Gladstone Hospital Emergency Department** – construction of a 'Greenfield' Emergency Department building, including a Main Hospital entrance, undercroft access from the main car park and bridging linkway to the existing Gladstone Hospital Block No.1 – project was completed in May 2020 and supported 113 jobs during construction.
- **\$10M Emerald Hospital Emergency Department upgrade** – redevelop the Emergency Department and Day Surgery areas — construction expected to be undertaken between May 2022 and May 2023 and support around 29 jobs during construction.
- **\$12.5M Woorabinda Multi-Purpose Health Service Aged Care expansion** – replace the 20-bed Yumba Binda facility which was owned by Woorabinda Aboriginal Shire Council and did not support

contemporary models of care – the new building will accommodate 10-12 beds, which is sufficient to meet long-term needs – construction expected to be undertaken between June 2022 and May 2023 and support around 36 jobs during construction.

- **\$7.2M Moura Multi-Purpose Health Service Aged Care expansion** – Proposed project will include the construction of eight residential aged care beds – construction expected to be undertaken between October 2022 and August 2023 and support around 21 jobs during construction.

## Waiting Lists

### Elective Surgery Waitlist

- Between 1 June 2020 and 31 December 2021, 9,720 patients were added to the Elective Surgery Waitlist.
- As at 1 January 2022, the Elective Surgery – Ready for Surgery Waitlists showed:
  - ready for surgery waitlist **increased** from 1,964 (as at 1 June 2020) to 2,120 – a growth of 156; and
  - ready for surgery long waitlist **decreased** from 75 (as at 1 June 2020) to 13 – a reduction of 62.

### Specialist Outpatient Department (SOPD) Waitlist

- Between 1 June 2020 and 30 October 2021, an estimated 39,700 patients were added to the SOPD Waitlist.
- As at 1 September 2021, the SOPD Ready for Care Waitlists showed:
  - the SOPD ready for care waitlist **increased** from 8,424 (as at 1 June 2020) to 11,202 – a growth of 2,778; and
  - the SOPD ready for care long waitlist **increased** from 2,127 (as at 1 June 2020) to 4,518 – a growth of 2,391.

### Gastrointestinal Endoscopy Waitlist

- Between 1 June 2020 and 30 October 2021, 7,077 patients were added to the Gastrointestinal Endoscopy (GIE) Procedures Waitlist.
- As at 1 January 2022, the GIE procedures waitlists showed:
  - the GIE procedures waitlist **increased** from 714 (as at 1 June 2020) to 743 – a growth of 29; and
  - the GIE procedures long waitlist **increased** from 5 (as at 1 June 2020) to 26 – a growth of 21.

## LNP

- 

Released under RTI - DPC



## Major Road and Transport Upgrades

### Recommended response

- Queensland's economic recovery plan is about building the infrastructure we need to create jobs.
- **That's why we have committed to \$50 billion over 4 years towards job creating infrastructure across the state.**
- That plan includes a **jointly-funded \$13 billion of works over 15 years or the Bruce Highway** to improve flood resilience and safety and increase capacity.
- My Government is delivering **\$1.475 billion** for roads and transport in the Fitzroy (central Queensland ) region.

### Key facts

#### Road Projects underway right now

- **\$80M Rockhampton-Yeppoon Road – Yeppoon Road upgrade** – jointly funded by the State and Federal governments – supporting 90 jobs – construction expected to be completed by mid-2024.
- **\$5M Rockhampton-Yeppoon Road** – strengthen pavement – jointly funded by the State and Federal governments – construction expected to be completed early-2022.
- **\$1.065 billion Rockhampton Ring Road** – plan, preserve and construct – jointly funded by the State and Federal governments – **supporting 783 jobs** with construction expected to commence in 2022 and be completed mid-2026.
- **\$35M Lawrie Street upgrade** to widen to 4 lanes and integrate with the duplication of the Capricorn Highway – State Government funded – supporting 56 jobs – expected to be completed by December 2022.
- **\$19M Rockhampton-Emu Park Road upgrades** includes overtaking lanes and other priority safety and capacity improvements – State Government funded – expected to support 60 jobs – project is in the detailed design phase with construction expected to be completed mid-2024.

## Cycleway upgrades in progress

- **\$3M** cycleway upgrades being constructed along the Western Yeppoon-Emu Park Road, Taranganba to Yeppoon Road – State Government funded – expected to be completed June 2022.

## Transport-related projects in progress

- Rockhampton Railyard Purchase and Redevelopment – in December 2021, the Government signed a contract with Aurizon Holdings to buy-back the 17.32ha Rockhampton Railyard site – with a rollingstock depot, workshop facility and other rail infrastructure with heritage listed areas from the early 1900s – and redevelop the site to offer opportunities for local industry and across multiple labour markets, such as manufacturing, stabling, education and community amenity.
- Regional Refresh Program – throughout 2022, changes will be made to the TransLink and qconnect sites in regional Queensland, in conjunction with the implementation of the Government's \$371M Smart Ticketing system to provide more affordable public transport and greater convenience.

## Recent road projects completed

- **\$194M** Bruce Highway – Rockhampton Northern Access upgrade (\$158M) and Safety upgrades at Terranova Drive intersection (\$36M) – jointly funded by the State and Federal governments – supporting 260 jobs – completed August 2021.
- **\$74.99M** Capricorn Highway duplication from Rockhampton to Gracemere – jointly funded by the State and Federal governments – supporting 187 jobs – completed July 2021.
- **\$8.3M** replaced Valentine Creek Bridge on the Capricorn Highway, between Rockhampton and Westwood – jointly funded by the State and Federal governments – completed December 2019.
- **19M** Capricorn Highway – six overtaking lanes between Emerald and Rockhampton – jointly funded by the State and Federal governments – supported 61 jobs – completed December 2020.
- **\$10M** Stage 1 Rockhampton-Yeppoon Road intersections upgrades (Moores Creek Road/Musgrave Street; and Queen Elizabeth Drive/Lakes Creek Road) – State Government funded – completed in February 2017.
- **\$20M** Rockhampton-Emu Park Road – Type 1 road train access to Rockhampton Abattoirs – safety and capacity upgrades including

replacing Frenchmans Creek Bridge – Federal Government funded – completed February 2021.

### Recent completed cycleway upgrades

- **\$6.6M** Bruce Highway – bicycle on and off-road paths – jointly funded by the State and Federal governments – completed December 2021.
- **\$3.3M** Bruce Highway (Rockhampton-St Lawrence), Carlton Street to Yeppoon Road – jointly funded by the State and Federal governments – completed December 2021.

### **LNP**

- The LNP cut \$600M from Queensland's road budget
- Sacked 20 per cent Main Roads staff, including 700 RoadTek road builders and cut long-term planning for roads.

Released under RTI/DPS

## Policing and Youth Crime

### POLICE NUMBERS

- **Capricornia Police District has 605 permanent positions, up 74 since 2015.**
- It was fantastic to announce late last year an additional 2,025 police personal across the state.
- **This is a \$624M investment over five years for 2,025 new police personnel. Of those 1,450 will be deployed to the frontline which means **at least 150 positions will be located per key region** across the State.**
- We're also investing in 25 mobile police vans that will take police into the heart of the community.
- There are more than 12,000 police officers in Queensland – a record number. **Under Labor, there are more police in Queensland than ever before with more on the way.**
- **And we back police 100% in what they do best – keeping communities safe,** providing them with the necessary equipment, like body worn cameras, new vehicles and tasers

### INCREASE TO CAPRICORNIA DISTRICT

- The Queensland Police Service's *Service Delivery Redesign project* looked at demand and resource allocation and reviewed all police districts.
- As a result of the project, from 1 July 2021, multiple police divisions were reallocated from the Darling Downs and South West police districts to the Capricornia Police District.

### CRIME STATS

- From 1 July to 31 December 2021, the overall rate of **Total Reported Crime** for the Capricornia Police District **increased by 2,581 offences or 19 per cent** compared with previous year.
- From 1 July to 31 December 2021, compared with the previous year, the rate of:
  - Offences Against the Person **increased by 899 offences** or 69 per cent;

- Offences Against Property **increased by 903 offences** or 21 per cent; and
- Other Offences **increased by 779 offences** or 9 per cent.

## INFRASTRUCTURE

- \$4.95M Biloela replacement police facility – construction is expected to be completed in February 2022 and expected to support around 16.3 FTE jobs.

## YOUTH CRIME

- In response to community concerns, I announced a **\$15.8M Five-Point Action Plan**:
  - offenders posing a risk to the community should not get bail;
  - a police blitz on bail, appealing court decisions where appropriate;
  - a 24/7 Police Strike Team;
  - culture-based rehabilitation for Indigenous offenders through new On Country initiatives; and
  - empowering local communities in the war on crime with \$2M for community-based organisations for local solutions.
- The Government is targeting hardcore youth criminals who repeatedly offend and put the community at risk with legislation in 2021:
  - providing the Courts with more powers allowing them to -
    - **require fitting of GPS trackers** – as a condition of bail for recidivist high risk offenders aged 16 and 17
    - **create a presumption against bail** – for youth offenders arrested for further serious indictable offences (such as breaking and entering) while on bail
    - **seek assurances from parents/guardians** that bail conditions will be complied with before an offender is released;
  - strengthening bail laws to further guide the courts;
  - including the common law principle that offending whilst on bail is an aggravating circumstance; and
  - including crime prevention amendments such as strengthened anti-hooring laws to hold the registered owner of a vehicle responsible except where the vehicle is stolen or the owner can identify another driver.

- Assistant Police Commissioner Cheryl Scanlon is leading a Youth Crime Taskforce to implement the new measures and former Police Commissioner Bob Atkinson will report on the efficacy of the measures in six months.
- In October 2021, the Youth Crime Taskforce released the multi-agency action plan phase.

### Youth Crime facts

- As at 8 February 2022, Rockhampton Youth Justice Service Centre provides supervision to 66 young people.
- For noting, compared to 2019-20, data for 2020-21 indicates increases in the number of proven offences and distinct young people with a proven offence. This is due to the COVID-19 pandemic response, which resulted in delayed court processes and delays in finalising charges (with finalisations occurring in 2020-21).
- As a result, offending data for 2019-20 appears to be lower than usual, while 2020-21 appears to be higher than usual. To provide a more accurate picture of overall trends over time, 2020-21 data should be compared to 2018-19.
- Based on data provide by the courts, comparing 2020-21 to 2018-19 there was:
  - a **2 per cent decrease** in the **number of proven offences** committed in Rockhampton by 10-17-year-olds.
  - a **13 per cent decrease** in the **number of distinct 10-17-year-old offenders**, with at least one proven offence committed in Rockhampton.

### **LNP**

- A total police budget increase of 2.8%. Given the rate of inflation, that's a cut to police funding in real terms
- Sacked 110 senior police and cut a further 212 police positions.
- Cut police training, reduced firearms training, forced police to pay for their own body worn video cameras
- Slashed the auto theft squad from 18 to 3
- Axed funding to the National Motor Vehicle Theft Reduction Council – we reinstated it

- Wasted millions of dollars on a failed boot camp experiment to breed fitter, faster criminals
- Failed to fund the roll out of automatic number plate recognition technology that helps police track stolen vehicles

Released under RTI - DPC

## Bruce Highway

### Recommended response

- Queensland's economic recovery plan is about building the infrastructure we need to create jobs.
- That plan includes a **jointly-funded \$13 billion for the Bruce Highway** to improve flood resilience and safety and increase capacity.
- The Bruce is Queensland's backbone and upgrades are underway or about to start in Cairns, Townsville, Mackay, Rockhampton, Gympie and the Sunshine Coast, supporting thousands of jobs.
- **This government has also established a Bruce Highway Trust** to take the politics out of the Bruce and lock in a long-term pipeline of jobs and infrastructure upgrades, with members from peak Queensland industry and business bodies.
- **In September 2021**, the Government also appointed **six regional members to the Trust**, to make sure the funding was going to where it's needed most.
- **Locally:**
  - **\$194M** Rockhampton Northern Access and safety upgrades – 261 jobs – completed August 2021;
  - **\$1.065 billion** Rockhampton Ring Road – plan, preserve and construct – supporting 783 jobs – construction expected to commence in 2022 and be completed mid-2026; and
  - **\$32.25M** Neilsen Avenue, Rockhampton to Plentiful Creek, St Lawrence – 3 safety upgrade packages – supporting 24 jobs – due to be completed mid-2022.

### LNP Cuts

- Under Newman and Frecklington the LNP cut \$1.6 billion out of the road and transport budget and made a virtue out of it.
- Sacked 20 per cent of Main Roads staff, including 700 road builders.
- LNP cannot be trusted when it comes to committing funds to regional roads.

### Background

- Currently \$13 billion in joint-funding locked in for the Bruce Highway helping to build major job creating, congestion busting projects like:
  - \$163.3M Deception Bay Road Interchange – construction due to be completed early-2023;



- \$662.5M Caboolture to Steve Irwin Way upgrade – 664 jobs (for the entire project) – construction due to be completed late-2023;
- \$932M Caloundra Road to the Sunshine Motorway – 680 jobs – completed in July 2021;
- \$1 billion Cooroy to Curra Section D (Gympie Bypass) – 576 jobs – construction due to be completed mid-2024;
- \$14M Wide Bay Highway intersection (Gympie) upgrade – between Meadows Lane and the Wide Bay Highway – completed September 2021;
- \$336M Tiaro Bypass (Gympie to Maryborough) – improve flood immunity – project is in the planning phase;
- \$103M new Saltwater Creek Bridge between Maryborough and Torbanlea (Gin Gin) – expected to support 286 jobs – due to be completed late-2023;
- \$20.3M Maryborough to Apple Tree Creek (Gin Gin) – safety upgrades – supporting 50 jobs – completed August 2021;
- \$43.4M Gin Gin to Benaraby – safety improvements – due to be completed December 2022;
- \$21M Calliope River to Mount Larcom – intersection and safety upgrades – 55 jobs – completed May-2021;
- \$26.66M Gentle Annie Road, Ambrose to St Arnauds Creek, Raglan – safety upgrades – 71 jobs – completed August 2021;
- **\$194M Rockhampton Northern Access and safety upgrades – 261 jobs – completed August 2021;**
- **\$1.065 billion Rockhampton Ring Road – plan, preserve and construct – supporting 783 jobs – construction expected to commence in 2022 and be completed mid-2026;**
- **\$32.25M Neilsen Avenue, Rockhampton to Plentiful Creek, St Lawrence – 3 safety upgrade packages – supporting 24 jobs – due to be completed mid-2022;**
- \$10.93M Plentiful Creek, St Lawrence – overtaking lanes – 24 jobs – completed January 2021;
- \$497.3M Mackay Ring Road – supported 534 jobs – opened to traffic in September 2020;
- \$120.35M Mackay Northern Access Upgrade project (from the Ron Camm Bridge to Bald Hill Road) – supporting 154 jobs – due to be completed August 2022;
- \$39.13M The Leap to Careys Creek (between Mackay and Proserpine) – safety upgrades – supporting 94 jobs – completed January 2022;
- \$44.07M Ten Mile Creek to Yeats Creek (between Proserpine and Bowen) – safety upgrades – due to be completed December-2023;
- \$38.82M Emu Creek to Drays Road (between Proserpine and Bowen) – safety upgrades – due to be completed December-2022;
- \$8.03M Bowen Connection Road (Bowen) – intersection safety upgrade – due to be completed late-2022;
- \$514.3M Haughton River Floodplain (Giru) upgrade – supported 544 jobs – completed October-2021 with ancillary works expected to continue till late-2022;
- \$44.14M Mailman Road to Mackenzie Creek (south of Townsville) – safety upgrades – 89 jobs – completed November 2020;

- \$230M Townsville Ring Road Stage 5 – between Vickers Bridge and Shaw Road – expected to support 398 jobs – due to be completed early-2023;
  - \$24.9M *Bluewater – widening, intersection upgrades and overtaking lanes – supported 63 jobs – completed August-2020;*
  - \$107.65M Townsville Northern Access Intersection upgrade (Bruce Highway) at Black River – supporting 178 jobs – construction expected to be completed by early-2023;
  - \$29.17M *Hechts Road to Easter Creek (Bambaroo, north of Townsville) – safety upgrades – supporting almost 50 jobs – completed November-2021;*
  - \$11M Dallachy Road, near Tully – improve flood immunity – project is in the planning phase;
  - \$481M Cairns Southern Access Stage 3 – from Gordonvale to Edmonton – 466 jobs – due to be completed late 2023;
  - \$123.7M *Cairns Southern Access Stage 4 – between Kate and Aumuller streets – 130 jobs – completed July 2021; and*
  - \$225M Cairns Southern Access Stage 5 – Foster Road intersection upgrade (Cairns) – project is in the planning phase.
- Based on 80:20 funding arrangements, the rolling five-year action plans will identify upgrades to the Bruce Highway which are most important to Queenslanders, for future federal and state government funding consideration.
  - There are also some Bruce Highway upgrade projects the Federal Government is funding 100 per cent.
  - **Membership of the Bruce Highway Trust Advisory Council:**
    - Chair – Peter Garske, Director Queensland Transport and Logistics Council and former CEO of the Queensland Trucking Association
    - Deputy Chair – Barbara Madden, company director, Smithfield Group
    - Local Government Association of Queensland – CEO, Greg Hallam AM, PSM
    - Royal Automobile Club of Queensland – Chief Communication Officer, Paul Turner
    - Queensland Trucking Association – CEO, Gary Mahon
    - Queensland Farmers' Federation – CEO, Dr Georgina Davis
    - Queensland Tourism Industry Council – CEO, Daniel Gschwind
    - Transport Workers' Union – Branch secretary, Peter Biagini
    - Ellie Pearson – civil/environmental engineer with roads and transport experience
    - Anita Mumford – civil engineer with highway planning and design experience
    - Julie Boyd – local government, regional development and road safety knowledge
    - Robert Dorgelo – roads and highways engineer
    - Tania Dennis – architect and urban design with strong regional development experience
    - Brian Hughes – experienced former Road Safety Advisor.

## Reef Protection Regulations and Health Status

### Recommended response

- We applaud the producers that have invested effort into improving practices to improve water quality flowing to the Great Barrier Reef (Reef).
- We need all producers to implement improved practices for a healthy Reef that supports tens of thousands of Queensland jobs.
- Faster progress towards the Reef water quality targets is also a priority for keeping the Reef off the world heritage in-danger listing, which is due for consideration by the World Heritage Committee mid-2022.
- Minimum practice agricultural standards commenced 1 December 2021 for graziers and will commence 1 December 2022 for sugarcane and banana producers in the region.
- A permit is also required to start commercial cropping and horticulture activities on more than five hectares of land without a cropping history.
- Public consultation closed on 20 January 2022 on small administrative updates proposed to the minimum standards to make the requirements easier to understand and comply with.
- Minimum practice agricultural standards for grains and horticulture are proposed to commence from 1 December 2024 giving these industries an additional two years to improve their practices voluntarily.
- New standards also commenced on 1 June 2021, for urban and industrial environmentally relevant activities such as mines, aquaculture, and sewage treatment that may result in nutrient or sediment emissions in Reef catchments.
- The region's catchments flow into the Southern Reef where the coral condition had an overall improvement in the 2020-21 reporting period.

### Key facts

- The State Government allocated a further \$270M over five years from 2021-22 to continue the successful Reef Water Quality Improvement program from the Far North Queensland to Wide Bay.
- In February 2022, the Federal Government provided the State Party Report on the state of conservation for Australia's Great Barrier Reef in response to the World Heritage Committee's Decision 44 in 2021.

- In June 2022, the World Heritage Committee will consider the report.
- The Report:
  - provides an update on measures, actions and condition of the Reef since Outlook 2019 was released;
  - confirms that Outstanding Universal Value of the Reef is intact; and
  - that the corrective measures outlined in the Reef 2050 Plan is working to protect the health and resilience of the Reef.

### *Reef health*

- Overall, offshore reefs in the Southern Reef increased their coral cover (an indicator of coral condition) from 29% to 39% in the past two years.
- There was minor coral loss due to the 2020 bleaching event and ongoing active outbreaks of crown-of-thorns starfish in this region.
- Inshore reefs in the region are slowly recovering from multiple disturbances in 2012 - 2014 with recovery limited by continued high presence of algae.
- Seagrass meadows in the region remain in poor condition with little evidence of recovery following weather-related impacts in 2011-12.
- Surveys indicate there was only minor coral loss on inshore reefs due to the widespread coral bleaching event in 2020.

### *Reef protection regulations*

- On 1 December 2019, strengthened Reef protection regulations commenced roll out over three years as part of a mix of tools to improve Reef water quality based on water quality priorities.
- Due to low uptake, the future of the \$10.1M for the Farming in Reef Catchments rebate scheme is being considered as part of the review of the Queensland Reef Water Quality Program.

### **Achievements**

- Between 2009 and 2021, more than \$156M was allocated to support the agricultural industry to improve productivity, profitability and water quality through industry-led Best Management Practice programs, extension support and science and on-ground programs.
- The Grazing Resilience and Sustainable Solutions program supported 123 grazing businesses put in place tailored management plans to manage poor or degraded land, with 47 of these businesses receiving grants to undertake on ground projects worth \$1.2M.

## Background

- A 2017 Deloitte Access Economics report found the Great Barrier Reef (GBR) added \$3.9B to the Queensland economy in 2015-16 and supported more than 33,000 full-time jobs.
- Strengthening the Reef protection regulations responds to the GBR Water Science Taskforce recommendations on how best to meet the Reef water quality targets for a healthy Reef.
- The Reef 2050 Water Quality Improvement Plan sets water quality reduction targets of 60% for dissolved inorganic nitrogen loads and 25% for sediment loads.
- Everyone meeting regulated minimum practice standards (MPSs) across the main commodity types is modelled to achieve around 80% of the target for reducing dissolved inorganic nitrogen and 16% of the target for reducing sediment pollution.
- Agricultural peak bodies, including CANEGROWERS, continue to publicly re-iterate their position of not supporting the regulatory approach to improving water quality.
- Under the MPSs, records of fertilisers and chemicals applied must be kept. Graziers in the region now must comply with MPSs to keep grazing land in at least fair condition.
- The permit requirements for new cropping and horticulture do not duplicate the MPSs for sugarcane and bananas. The permit focuses on the design and set-up of a farm prior to cropping and the minimum practice standards on the ongoing farm operation.

### *World heritage matters*

- In June 2021, the World Heritage Centre, the advisory body to the UNESCO World Heritage Committee (WHC), released its draft decision about the state of conservation of the Reef, recommending the Committee list the Reef as “in danger” at its July meeting.
- Key considerations underpinning the draft decision included the long-term outlook for the Reef ecosystem in the face of climate change, and insufficient progress towards the water quality and land management targets.
- However, in July 2021, the WHC decided not to list the Reef as world heritage “in danger” and instead await the outcomes of a joint World Heritage Centre-International Union of the Conservation of Nature (IUCN) Reactive Monitoring mission centred around an updated Reef 2050 Plan and accelerated action. The Federal Government invited the World Heritage Centre and the IUCN to conduct a reactive monitoring mission to the Reef in early 2022.
- The decision required Australia to provide an updated report on the state of conservation of the property to the World Heritage Centre by 1 February 2022. The report will be considered at the next session of the WHC in Russia in June 2022.
- Queensland Government supported the Federal Government in preparing the report and in facilitating the reactive monitoring mission.

### *Reef health monitoring*

- In the region, offshore coral reefs are monitored biannually through the Australian Institute of Marine Science (AIMS) Long-Term Monitoring Program (LTMP) and inshore coral reefs and seagrass meadows are monitored annually through the Great Barrier Reef Marine Park Authority Marine Monitoring Program (MMP).
- Since the 2020 mass bleaching event on the Reef, the LTMP has released coral monitoring results from August 2020 and MMP has released survey results from May 2020 for the region.

### *Private members bill*

- On 20 October 2021, the Health and Environment Parliamentary Committee recommended a private member's bill to repeal the Reef protection laws not be passed. This will commence debate in the first sitting week for 2022 (22-24 February).

## Central Queensland – Housing

### Key facts

- In the **Central Queensland Region**, under the **QuickStarts Qld** program, we will commence **113 new social homes over four years** with a planned investment of **\$39.9M supporting 125 jobs**.
- This is in **addition to the 48 new social homes already commenced in the Central Queensland Region** under the *Queensland Housing Strategy 2017-2027 (Housing Strategy)* since 2017, including:
  - 28 in the Rockhampton Regional Council (RC) area; and
  - 16 through Works for Tradies:
    - 4 of these are in the Gladstone RC area
    - 12 of these are in the Rockhampton RC area.
- More broadly, the Queensland Government is increasing Queensland's supply of social and affordable housing by almost 10,000 over the life of the Housing Strategy, including:
  - 6,365 social housing commencements over the next four years;
  - in addition to the 2,480 commencements under the first four years of the Housing Strategy; and
  - 1,034 affordable housing commencements over the life of the Housing Strategy.
- Between 2015-16 to 31 January 2022:
  - in the Rockhampton RC area – contracts awarded for the commencement of **51 dwellings, of which 45 dwellings have been completed**; and
  - in the Gladstone RC area – contracts awarded for the commencement of **4 dwellings**.

### Housing Investment

- This budget's \$2.9 billion total housing investment is the largest concentrated investment in social housing in Queensland's history.
- The Queensland Government launched a bold new housing action plan backed by a \$1.9 billion investment over four years and the establishment of a \$1 billion *Housing Investment Fund* (HIF) to boost housing supply and increase housing and homelessness support across Queensland.

- This investment, through the Palaszczuk Government's *Queensland Housing and Homelessness Action Plan 2021-2025* (the Action Plan) strengthens the momentum created since the 10-year *Queensland Housing Strategy* was launched in 2017 and responds to the current housing market conditions we are now facing.

## Queensland Housing Investment Growth Initiative

- The *Queensland Housing Investment Growth Initiative* (QHIGI) procurement process launched on 28 October 2021 to invite interest in any one of three initiatives and will deliver accelerated social housing supply of **6,365 social housing commencements** through:
  - **HIF – a \$1 billion investment** which will generate an **estimated \$40M to deliver 3,600 new social housing dwelling commencements** and additional affordable housing between 2021-2025:
    - the EOI for the HIF remains open for proposals to be submitted
    - regional allocation of the 3,600 commencements under the HIF will be determined by demand and opportunities;
  - **QuickStarts Qld** – a capital investment program to commence **2,765 new social housing dwellings over four years**, primarily through partnerships with Community Housing Providers (CHPs), for social housing eligible clients;
    - **727 new social housing homes are targeted to commence** under QuickStarts Qld by the end of June 2022
    - the Request for Detailed Proposal process for QuickStarts Qld closed on 21 January 2022 and evaluation of proposals are underway, with priority given to spot purchases and 2021-22 commencements;
  - **Help to Home (H2H)** – a **\$40M dollar investment to deliver private market outcomes for 1,000 households** and additional spot purchase for two years with the first stage being to engage Registered Community Housing Providers to manage the properties and deliver services to eligible social housing customers
    - the EOI for H2H closed on 3 December 2021
    - the program is progressing through two stages
    - the first stage involved procuring the registered housing providers to manage tenancies and is currently being finalised
    - the next stage will focus on sourcing suitable properties from the market, and this will commence in the coming months.

- most of these homes will be newly built properties that are yet to come onto the rental market, or existing homes that haven't been on the rental market before.

## **Delivering essential housing and homelessness services to Queenslanders**

- The Action Plan supports the Queensland Government's continued commitment to deliver essential frontline services and provide enhanced housing and support options for vulnerable people, moving towards ending homelessness.
- The Action Plan:
  - establishes the QHIGI
  - accelerates the construction, redevelopment and spot purchase of social housing homes
  - tailors housing responses for First Nations peoples and communities, to continue to close the gap
  - provides **\$20M for homelessness initiatives**, improving services and support to provide accommodation to people in crisis
  - provides **\$20M to enhance frontline responses to domestic violence**, through a specialist response team and flexible assistance packages
  - provides **\$54.9M to fund essential housing and homelessness services** established under the *Queensland Housing Strategy Action Plan 2017-2020*
  - puts in place measures and protections to ensure fairer private rental and retirement living systems
  - supports the creation of new construction jobs in the regions.

## **Aboriginal and Torres Strait Islander Housing Action Plan**

- The *Aboriginal and Torres Strait Islander Housing Action Plan 2019-2023* funding of \$67.1M over four years from 2019-2023 is focussed on improving housing outcomes for First Nations peoples, including an investment of \$24.1M in 2021-22.
- The Government is committed to reframing our relationship with First Nations peoples and will deliver improved housing outcomes through genuine partnerships with Aboriginal and Torres Strait Islander Queenslanders.



- Key actions under the Action Plans include commitments to:
  - develop place-based, community led, local housing plans with communities to identify and respond to local housing challenges and priorities
  - establish the new peak body, Aboriginal and Torres Strait Islander Housing Queensland, to strengthen housing outcomes for Aboriginal and Torres Strait Islander peoples, supporting the sustainability of Indigenous housing providers and the community housing sector
  - increase home ownership opportunities for Aboriginal and Torres Strait Islander peoples
  - provide culturally responsive housing support through a service offer for Aboriginal and Torres Strait Islander peoples.
- In 2021-22, \$1.6M provided towards the recently established Aboriginal and Torres Strait Islander Peak Housing Body as part of a \$5.5M investment over five years – funding will support sector development of Indigenous Community Housing Organisations and Aboriginal and Torres Strait Islander Councils.
- The Action Plan also provides for the ongoing delivery of the **\$75M commitment to home ownership in remote and discrete communities** – this allocation **enabled the transfer of 167 social housing dwellings** entitlements into the private ownership of local Aboriginal and Torres Strait Islander families.
- Increased home ownership and access to safe, appropriate and sustainable housing not only provides a foundation to close the gap but reflects our commitment to listening to First Nations Peoples in Queensland about their housing concerns and committing to a better future.

### **Specialist Homelessness Services**

- In 2021-22, the Department of Communities, Housing and Digital Economy allocated:
  - \$828,913 in homelessness funding to 2 organisations to deliver 2 specialist homelessness services (SHS) in the Gladstone Regional Council area see below; and
  - \$5,649,929 in homelessness funding to 6 organisations to deliver 7 SHS in the Rockhampton Regional Council area.

## Background

- Specialist homeless services funded in 2021-22

| Regional Council | Organisation Name                                | Service Name                                | Service Type  | Service Users    |
|------------------|--|---|---|------------------|
| Gladstone        | St Vincent de Paul Society Queensland            | Cornerstone Gladstone                       | mobile support, immediate supported accommodation                                       | families         |
| Gladstone        | Roseberry Community Service Qld                  | Roseberry House and RIL Service             | mobile support, immediate supported accommodation                                       | young people     |
| Rockhampton      | Anglicare - Central Queensland Limited           | AnglicareCQ Homelessness Service            | mobile support, immediate supported accommodation                                       | adults, families |
| Rockhampton      | Darumbal Community Youth Service Inc             | Budaroo House                               | immediate supported accommodation   | young people     |
| Rockhampton      | Central Queensland Indigenous Development Ltd    | CQID Homelessness Services                  | outreach access, mobile support   | all people       |
| Rockhampton      | Girls Time Out Young Women's Support Service Inc | Gen Y Housing Referral and Support Program  | centre-based support, mobile support  | young people     |
| Rockhampton      | St Vincent de Paul Society Queensland            | Homelessness Early Intervention Rockhampton | mobile support  | all people       |
| Rockhampton      | Roseberry Community Services Limited             | Jack's House - Youth Shelter                | mobile support, immediate supported accommodation, transitional supported accommodation | young people     |
| Rockhampton      | St Vincent de Paul Society Queensland            | Rockhampton Hostel                          | mobile support, immediate supported accommodation                                       | adults           |

### Housing Service Centre Contacts

| Housing Service Centre         | Rockhampton   | Gladstone  |
|--------------------------------|---|--|
| Address & PO Box               | Level 3<br>State Government Building<br>209 Bolsover Street<br>Rockhampton Qld 4700 | Level 2<br>20-22 Herbert Street<br>Gladstone Qld 4680                          |
| Contact Number (public facing) | 07 4848 7000  | 07 4899 2400   |
| Email address                  | <a href="mailto:rockhamptonhsc@chde.qld.gov.au">rockhamptonhsc@chde.qld.gov.au</a>  | <a href="mailto:gladstonehsc@chde.qld.gov.au">gladstonehsc@chde.qld.gov.au</a> |